



Monday 11th May

Welcome back after the long weekend. Hopefully, you enjoyed the VE day celebrations!

This week, our sea creature focus is...duh du, duh du, duh du...GREAT WHITE SHARKS!



Collective Noun: Shiver, school or shoal

Great white sharks can be found throughout the world's oceans, mostly in cool waters close to the coast

Sea-creature of the week

Great white sharks have such a strong sense of smell that they can detect a colony of seals two miles away. And check this out – if there was only one drop of blood in 100 litres of water, a great white would smell it

When they're young, they feed on small prey, such as fish and rays. But when they're older and bigger, they generally feast on sea mammals such as **sea lions**, **seals** and **small whales**.

When a great white gives birth, she usually has two to ten youngsters, called "**pups**". But she shows no care for her offspring – in fact, she may even try to eat them! Taking care of themselves, the newborn pups will immediately swim off into the ocean.

They have a streamlined shape and powerful tails that propel them through the water at over **60km per hour!**



Habitat: Ocean

Classification: Diet: Carnivore (eats meat)

Body length: 4.6-6m (6m is half the length of a bus!)

Mass: 680-1100kg

The Great White Shark is equipped with a set of **300 sharp, triangular teeth** arranged in up to seven rows.

Great white sharks are grey with a white underbelly, from where they get their name

There are around 5-10 attacks a year on humans, but researchers believe that, rather than preying on humans to eat them, the sharks are instead taking a "sample bite" out of curiosity, before swimming off

9AM – 9.30: PE

- Log onto Joe Wicks (YouTube) at 9am for your live workout to start the day.
- Remember to have a glass of water after you finish.

Did any of you tune in to the Saturday live workout?

I feel so much stronger from these sessions and hope you do too!



Last week, you began to analyse this poem independently. Let's just look at this again together.

Rhyme

I have used letters next to stanza 1 to show the rhyme.

A = Nothing rhymes with this

B = day/grey (rhyme)

C = jaws/gnaws/paws

D = stones/bones/moans

Can you do the same for the last two stanzas (start with the letter A again)

Techniques

Metaphor – The sea is a dog.
Highlight/colour tallow all the references to the sea being a dog (e.g. rolls)

The Sea

The sea is a hungry **dog, A**
Giant and **grey. B**
He rolls on the beach all **day. B**
With his clashing teeth and shaggy **jaws C**
Hour upon hour he **gnaws C**
The rumbling, tumbling **stones, D**
And 'Bones, bones, bones, **bones! ' D**
The giant sea-dog **moans, D**
Licking his greasy **paws. C**

And when the night wind roars
And the moon rocks in the stormy cloud,
He bounds to his feet and snuffs and sniffs,
Shaking his wet sides over the cliffs,
And howls and hollos long and loud.

But on quiet days in May or June,
When even the grasses on the dune
Play no more their reedy tune,
With his head between his paws
He lies on the sandy shores,
So quiet, so quiet, he scarcely snores.
By James Reeves

Stanzas

3 stanzas

Stanza 1 – 9 lines

Stanza 2 – 5 lines

Stanza 3 – 7 lines

Q: Are there less lines in stanza 2 because the sea is like this less often?

Task 1:

READ THE POEM AGAIN (LIKE A TEACHER)

Task 2: Can you ask any questions about the stanzas?

Task 3: Add letters to show the rhyme in the last two stanzas.

Task 4: Highlight references to the dog metaphor.

10.00 – 10.30: BREAK TIME

- Well done for all of your hard work so far this morning.
- Wash your hands, eat your HEALTHY snack.
- The activity ideas this week have a video to watch too. I will keep the Break and Lunch activity the same so you get a chance to have a go properly.
- <https://www.youtube.com/watch?v=ltZDzIEeP4&list=PLnwoPgo24bhmqV8Y76iXnwYw9T9AlxbqJ&index=4&t=0s>


Battleships

Home Physical Education

Can you play fairly and keep the score?

How to play:

- With a partner, each player places three targets (battleships) in front of them.
- Players take turns to throw an object towards their opponent's battleships.
- Each time a battleship is hit, it is removed.
- Players are not allowed to stop the object from hitting a battleship.
- The winner is the first player to hit all of their partner's battleships



Can you keep trying even if you miss the target?

Top Tips

Throwing Underarm

Step forwards with one foot, releasing the ball from low to high using your opposite hand

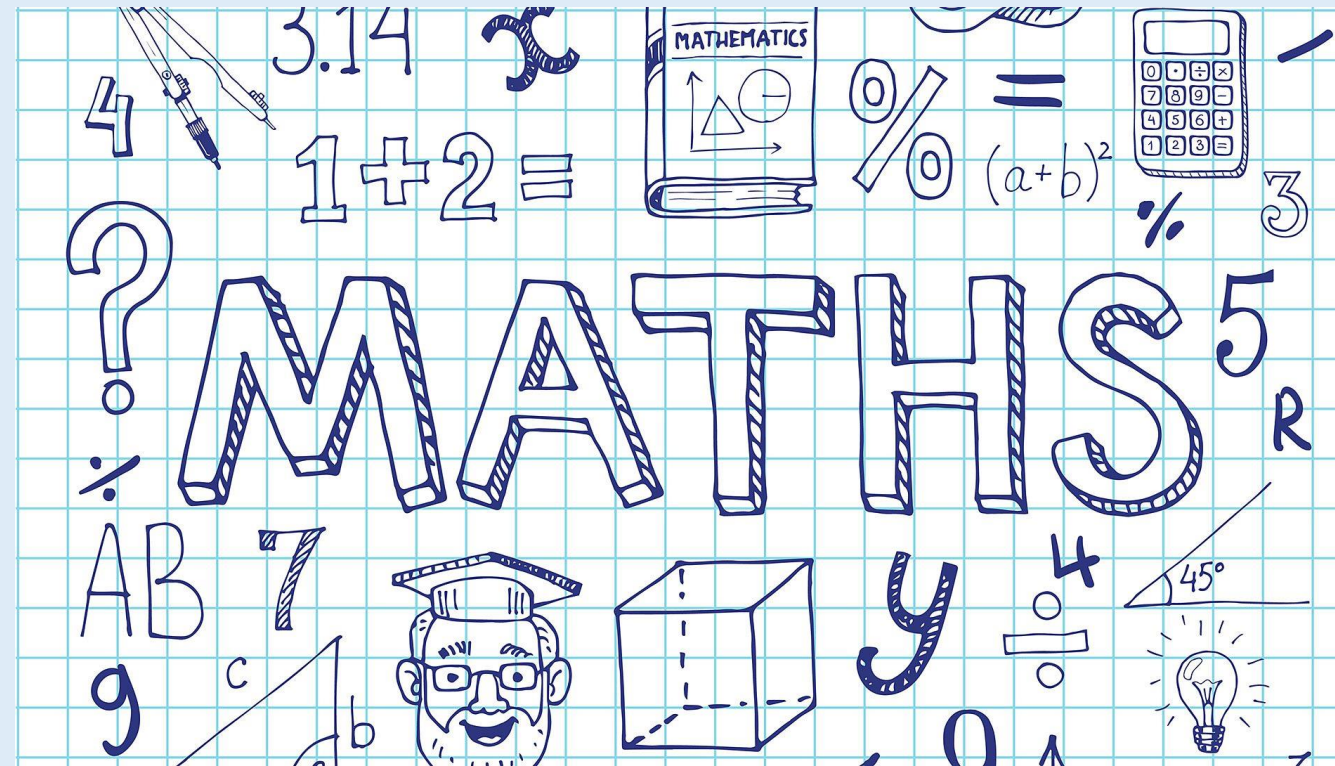
Let's Reflect

What did you learn after each throw to adapt for the next?

How did you keep focused?

10.30 – 11.15. Maths

- SEE THE SEPARATE PPT FOR MATHS.
- REMEMBER TO CLICK ON THE CORRECT YEAR GROUP.



11.15 – 12.00: English

- Normally at this point, after an independent write, we would edit our work. However, as I can't read this first, we will have to change our usual order around.
- Therefore, your task is to type up your story over the next **two** English lessons. Once you have finished, please send it to me on this e-mail address:
 - c.holland1943@gmail.com
- You may wish to make basic edits as you type. This is absolutely fine.

12.00 - 1.00. LUNCHTIME

- Enjoy your healthy lunch
- Try your best to get some fresh air.


Battleships

Home Physical Education

Can you play fairly and keep the score?

How to play:

- With a partner, each player places three targets (battleships) in front of them.
- Players take turns to throw an object towards their opponent's battleships.
- Each time a battleship is hit, it is removed.
- Players are not allowed to stop the object from hitting a battleship.
- The winner is the first player to hit all of their partner's battleships



Can you keep trying even if you miss the target?

Top Tips

Throwing Underarm

Step forwards with one foot, releasing the ball from low to high using your opposite hand

Let's Reflect

What did you learn after each throw to adapt for the next?

How did you keep focused?

1.00 – 1.15. WORD OF THE DAY

STEP 1. RECAP: Begin by recapping one or two words that you are still not secure on. Practise these every day in this recap section until you know them inside out! My group – think how long we recapped ‘believe’ and ‘exercise’ until we cracked these...

STEP 2. WEEKLY RECALL: Recap previous day’s word

STEP 3: LEARN NEW WORD

Day	Miss Holland	Mrs Munton	Miss Neagle	Mr Icke
Monday	expansion	can’t	important	profession
Tuesday	extension	didn’t	interest	cemetery
Wednesday	comprehension	hasn’t	knowledge	correspond
Thursday	tension	wasn’t	difficult	harass
Friday	division	it’s	potatoes	hindrance

STEP 4: APPLY NEW WORD TO A SENTENCE

Journal

- Write an entry in your journal for this week (at least a page please!) about your VE Day/weekend celebrations
- What techniques from your English can you weave into your journal writing?

Smelling
sentence

Sound sentence

Taste sentence

Power of three

Alliteration

Feelings
sentence

Pathetic fallacy

THE TITANIC — By Mrs Muntun

Recreate a scene from the Titanic story
or what you would have seen from one
of its portholes.

You could use poster paint or water
colours.

Remember draw your image very lightly
first with pencil.



Look at next
slide for
ideas





2.15 – 2.45. TIMES TABLE ROCKSTARS

- We are continuing to work back through our tables. *Please make sure you do this, as I had noticed that 3s and 4s were a bit wobbly before we broke up from school.*
- Have a go on Garage and Arena for this week to sharpen up your 3x table!
- The quicker we get at each times table, the quicker we will perform on Studio.



2.45 – 3.00. Independent reading

- Remember to read your independent reading book aloud to a grown up at least 3 times a week.

What would your weekly recommendation be?

Once you have completed your reading today, I want you to select ONE book that you would love to recommend to the class. Find an image of the front cover/or quickly sketch one.

We will be completing a short activity each day based on this, which we will share when we get back to school, so please make sure you have a copy to hand of the story you have chosen.

3:00

Kensuke's kingdom!



NOTE: I have repeated this slide from Thursday, just in case you got so carried away with your VE day preparations, that you didn't get the time to listen:

Who was the man?

And why did he put out the fire?

