



Thursday 7th May

Welcome to our special VE day of learning!

9AM – 9.30: PE

- Log onto Joe Wicks (YouTube) at 9am for your live workout to start the day.
- Remember to have a glass of water after you finish.





VE Day: Victory in Europe Day

- Tomorrow, Britons are having a special Bank Holiday to celebrate 75 years since the end of World War II (8th May 1945).
- Today, we will be learning about VE day and preparing for the celebrations tomorrow. Hopefully, you'll be able to use your baking skills to make a delicious cake for your family.
- Reading: Read through the following slides to learn a little bit about VE day.

Victory in Europe



Victory in Europe Day/VE Day took place on May 8th 1945. It was a public holiday and day of celebration to mark the defeat of Germany by the Allied forces in Second World War.

VE Day marked the formal conclusion of the war with Germany and brought to an end six years of suffering, courage and endurance across the world.

Think about: How do you think it felt when the war finally ended?

Time to Celebrate



- People ran out on to the streets, hanging bunting and banners and dancing.
- Church bells pealed across the country to share the news: peace in Europe!
- Everyone brought out food to share at street parties.
- Tuesday May 8th was to be a national day of celebration; Victory in Europe Day.



Time to Celebrate



- The capital city, London, was the place to be on VE Day.
- Anyone who could reach the city did so.
- The centre of London was full of people wearing red, white and blue, waving flags, dancing and singing.
- Fireworks filled the sky with flashes of light.

"The German War is at an end."



- On VE Day, everyone, both in London and at home sitting by their wireless sets, wanted to hear just one man: Winston Churchill.
- At 3pm the Prime Minister broadcast to the nation: the war was over.
- Tomorrow, at 3pm, Churchill's speech will be broadcast on the BBC. Remember to watch this.

“The German War is at an end.”



- Crowds gathered in Trafalgar Square and up The Mall.
- They were waiting for Winston Churchill and King George VI to make an appearance on the balcony of Buckingham Palace.

"This is your victory!"



- It was to be the first of eight appearances by the King and Queen on VE Day.

- Shortly after Churchill's speech, King George VI, Queen Elizabeth and the two princesses came out onto the balcony at Buckingham Palace.
- Churchill told the crowds: "This is your victory!"



On what date was Victory in Europe Day?

May 7th 1945

May 8th 2015

May 8th 1945

May 8th 2005



Why did people wear red, white and blue?



They are the colours of the German flag.

That was all they could find.

They looked pretty.

They are the colours of the Union flag.

Who mingled secretly with the crowds on VE Day?

Princess Elizabeth and
Princess Margaret

Winston Churchill

King George VI

Neville Chamberlain



Why did people ring church bells?



For practice.

To spread the news and
celebrate.

Because they are tuneful.

To tell the time.

10.00 – 10.30: BREAK TIME

- Well done for all of your hard work so far this morning.
- Wash your hands, eat your HEALTHY snack.

60 Second Challenge

Bunny Jumps

Can you keep going even when you are tired?

The Physical Challenge

How many bunny jumps over a bench or stool can you complete in 60 seconds?

Place two hands on the bench or stool and jump side to side making sure both feet go over the bench. To make it easier step over.



#StayHomeStayActive

Equipment

A bench or a stool*

*Make sure that the object you are jumping over is fixed to the floor.

If you do not have a bench or stool place two hands on the floor and jump side to side.

Achieve Gold

80 Bunny Jumps



Achieve Silver

60 Bunny Jumps



Achieve Bronze

40 Bunny Jumps



Activity 1: Bunting

- **ACTIVITY 1: MAKE YOUR OWN BUNTING TO HANG OUT TOMORROW.**
I have attached a template, on the website, but you could easily make your own.
- You could even cut out triangles and paint them if you wanted to make lots of bunting.

12.00 - 1.00. LUNCHTIME

- Enjoy your healthy lunch
- Try your best to get some fresh air.

60 Second Challenge Burpees


Do you keep trying even when you want to give up?

The Physical Challenge

How many burpees can you complete in 60 seconds?

Make sure you extend your legs back once you have lowered yourself to the ground.

#StayHomeStayActive



Equipment

Just yourself and enough space on the floor!

If you find it tough do not perform the leg extensions.

Achieve Gold
30 burpees



Achieve Silver
20 burpees



Achieve Bronze
10 burpees



DT: Bake a cake/treats for tomorrow's VE day celebrations

Here are some ideas (I've also attached the chocolate cake recipe we used for our DT project on the next slide). However, this will all depend on the ingredients you have available.

- Classic Victoria sponge
- Scones (cherry are my favourite!)
- Carrot cake
- Battenberg (if you are feeling adventurous)
- Lemon drizzle
- Traditional fruit cake/loaf

Chocolate Cake Recipe

Ingredients:

- 220g (8oz) butter
- 220g (8oz) caster sugar
- 4 large eggs
- 220g (8oz) self-raising flour (sifted)
- 1tsp baking powder
- 2tbsp of cocoa powder

Equipment:

- Measuring scales
- 2x bowls
- 1 small jug/bowl
- Teaspoon
- Tablespoon
- Fork
- Wooden spoon
- Metal spoon
- 2x tins
- Greaseproof paper

Method:

- 1) Before you begin, pre-heat the oven to gas mark 3, 170 C (325 F)
- 2) To complete your preparation, grease and line the tins with greaseproof paper
- 3) Firstly, cream the butter and sugar together until you get a fluffy mixture, which drops off the spoon easily.
- 4) In a separate jug/bowl, beat the eggs thoroughly before adding (a little at a time) to the butter/sugar mixture. **TOP TIP: Adding the eggs too quickly will make the mixture curdle so make sure you add only a little at a time, stirring after each addition.**
- 5) Meanwhile, measure out the flour, baking powder and cocoa powder, sifting into a separate bowl.
- 6) Using a metal spoon preferably, fold the flour into the mixture. The final mixture should 'drop off the spoon easily.'
- 7) Now, divide the mixture equally between the two tins.
- 8) Finally, bake in the centre shelf of the oven for 35-40mins.

2.45 – 3.00. Independent reading


- Remember to read your independent reading book aloud to a grown up at least 3 times a week.

Miss Holland's Weekly Recommendation:

My sentence for today: Pathetic fallacy - positive

SENTENCE COLLECTOR: *'There was a rainbow over Orleans when she first saw it.'*

The rainbow is a positive symbol of hope. Michael Morpurgo, begins a few of his chapters by describing the weather – this is the opening sentence of chapter 6.




3:00

Kensuke's kingdom!

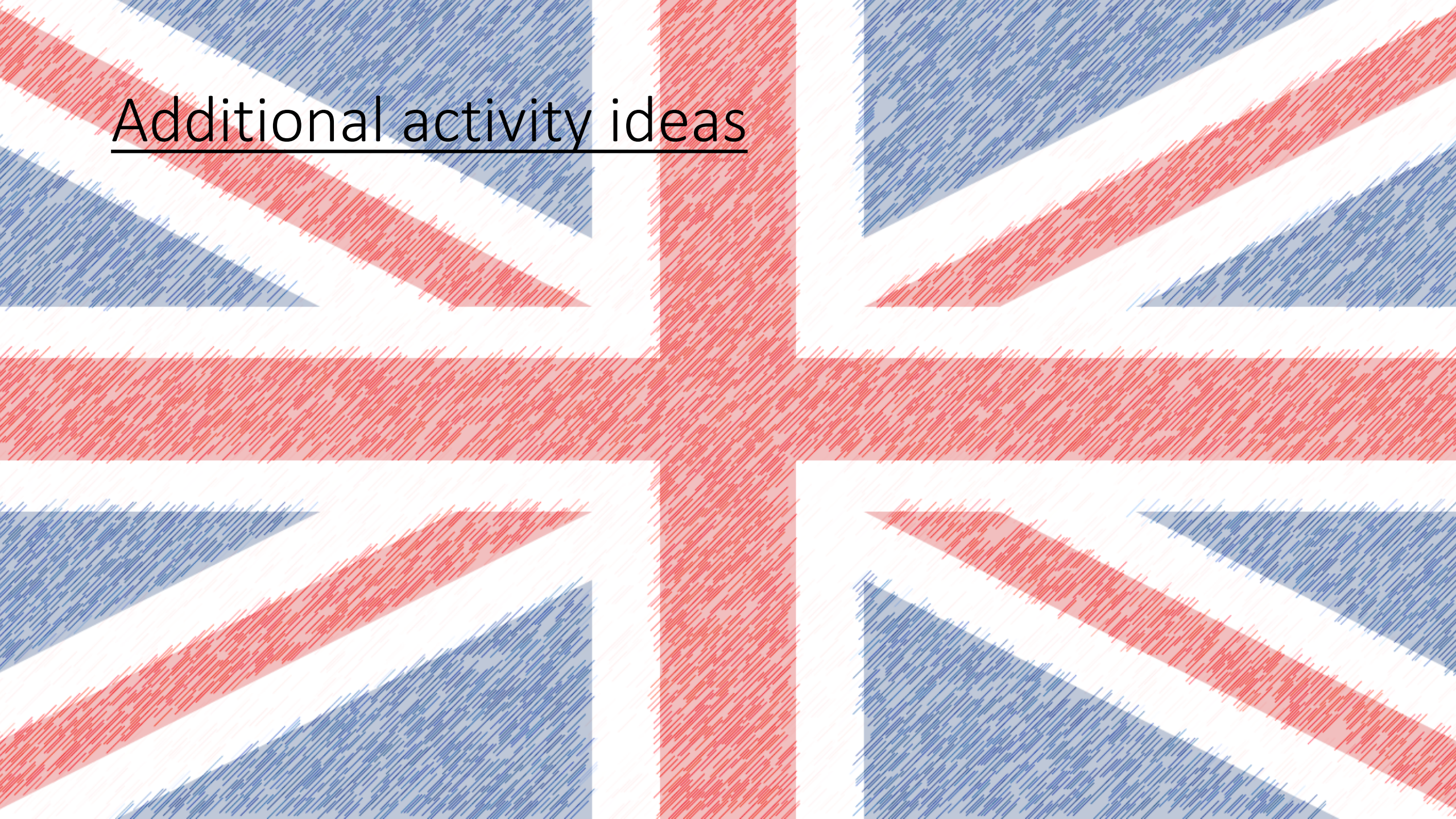


Who was the man?

And why did he put out the fire?



Additional activity ideas

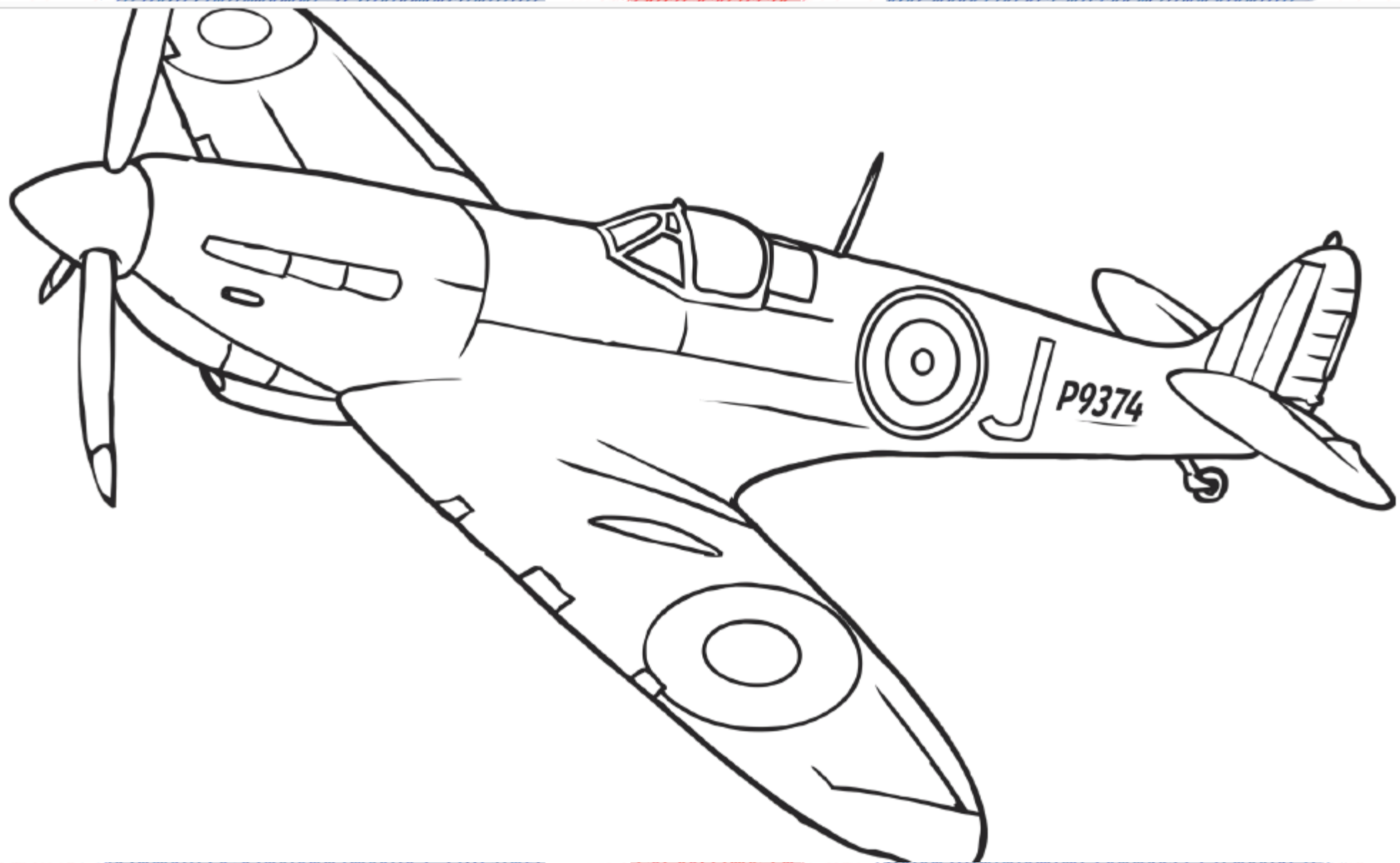


VE Day

v i c t o r y v b d e l
f c e e v b h j n f u i
f h l s w f v h j b r b
i v e a u h j n m c o e
g o b p a r v r v b p r
h p r f v b r a g b e a
t r a a v b n e e v b t
i g t r a v b h n b n i
n f e s t i v a l d o o
g p v b n y v e f v e n
a f v n j k l a o a n r
g e r m a n y v b q d k

victory
europe
liberation
end
surrender

fighting
party
festival
germany
celebrate



Games

- You could plan and prepare some games to play for tomorrow.



HAPPY VE DAY!

Have a lovely bank holiday with your family.

Remember to tune in to Churchill's speech being broadcast at 3pm on the BBC.