


Learning Objective:

Can I say, write and read the digraphs 'a_e' and 'e_e'.




Revisit/ Review:









Use the sound mat on the next slide to practise the sounds that you have already learnt.




Play 'fastest finger'





- ask your grown-up to say a sound can you point to it.




- now you say a sound can your grown up find it.











j 	v 	w 	x 	y 	z 	zz 	qu 
--	--	--	--	---	--	---	---

ch 	sh 	th 	ng 	ai 	ee 	igh 	oa 
---	---	---	---	--	---	--	---

oo 	oo 	ar 	or 	ur 	ow 	oi 	ear 
---	---	---	---	--	---	---	--

air 	ure  Pure	er 
---	---	---


twinkl visit [twinkl.com](https://www.twinkl.com)

ay 	ou 	ie 	ea 	oy 	ir 	ue 	ue 
---	---	---	---	--	---	---	---

Teach: We are learning two new sounds today.


a_e and e_e

- a_e is split digraph.
- a_e makes the same sound as **ay ai**.
- e_e is a split digraph.
- e_e makes the same sound as **ee**.




Word sort


- Read these words and sort them into a_e and e_e.




make



made




Pete




maze



take



delete





theme



even




complete




same




these



snake



Eve




escape



Apply:

Can you have a go at reading these questions?

- Will Pete and Eve take these coins to the maze?
- Is it extremely rude to point at Steve?
- Will you complete the scene?



Tricky words:

some

come

were

there

Read, say, spell and write.

