




Wednesday 6th May

Happy Wednesday!



9AM – 9.30: PE

- Log onto Joe Wicks (YouTube) at 9am for your live workout to start the day.
- Remember to have a glass of water after you finish.



Unfolding Bud

Today we are going to investigate the structure and rhyme of the poem.

I'll model this for you, then I'd like you to do the same for the brand new poem on the next slide.

Stanzas

There are 3 stanzas in the poem

Rhyme

Looking at the poem, there is no rhyme.

Techniques

The whole poem is a metaphor. The unfolding bud is the poem!

One is amazed
By a water-lily bud
Unfolding
With each passing day,
Taking on a richer colour
And new dimensions.

One is not amazed,
At a first glance,
By a poem,
Which is as tight-closed
As a tiny bud.

Yet one is surprised
To see the poem
Gradually unfolding,
Revealing its rich inner self,
As one reads it
Again
And over again.

Naoshi Koriyama

Stanza 1:

- There are 6 lines in this stanza
- The author is talking about the beauty of a water-lily bud as it opens. This takes time.

Stanza 2:

- There are 5 lines in this stanza
- The first line is almost identical to stanza 1.
- The author is saying that we may not see the beauty of a poem by glancing at it.

Stanza 3:

- There are 7 lines in this stanza
- The author is saying that once you start to really 'see/understand' the poem then you see its beauty unfolding – just like the flower.
- 'Again' is repeated to tell us to keep reading and not give up on a poem.

Now you try the same with this poem.

Read it through several times before you begin.

Stanzas

Rhyme

Techniques

The Sea

The sea is a hungry dog,
Giant and grey.
He rolls on the beach all day.
With his clashing teeth and shaggy jaws
Hour upon hour he gnaws
The rumbling, tumbling stones,
And 'Bones, bones, bones, bones! '
The giant sea-dog moans,
Licking his greasy paws.

And when the night wind roars
And the moon rocks in the stormy cloud,
He bounds to his feet and snuffs and sniffs,
Shaking his wet sides over the cliffs,
And howls and hollos long and loud.

But on quiet days in May or June,
When even the grasses on the dune
Play no more their reedy tune,
With his head between his paws
He lies on the sandy shores,
So quiet, so quiet, he scarcely snores.

By James Reeves

Stanza 1:

Stanza 2:

Stanza 3:

The Sea

Keep your notes on this poem, as we will learn and review it next week.

10.00 – 10.30: BREAK TIME

- Well done for all of your hard work so far this morning.
- Wash your hands, eat your HEALTHY snack.

60 Second Challenge Around the World

Do you believe in yourself and keep trying if you drop the ball?

The Physical Challenge

How many times can you pass the ball around your waist in 60 seconds?

If you drop the ball you need to pick it up quickly and carry on.



#StayHomeStayActive

Equipment

A ball

If you do not have a ball use a pillow or a cuddly toy.

Achieve Gold

50 Times around your waist.



Achieve Silver

40 Times around your waist.



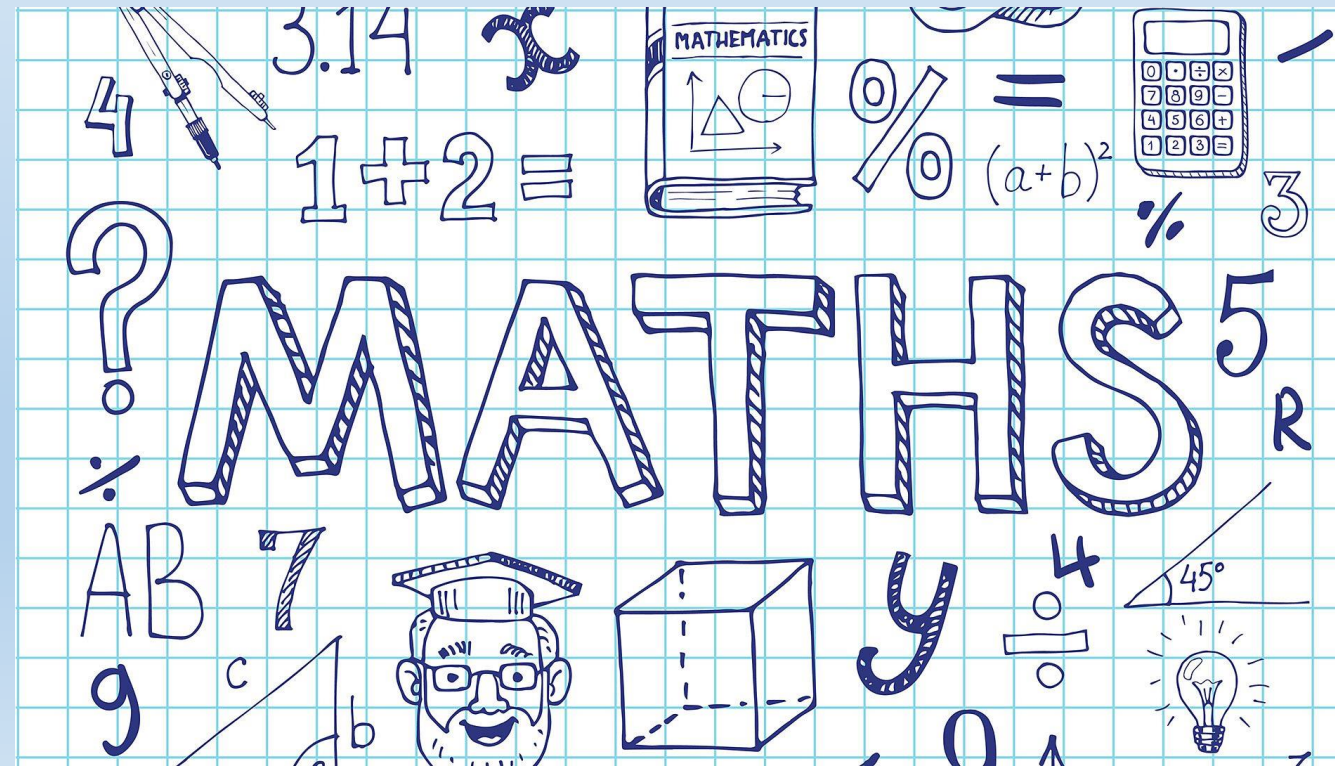
Achieve Bronze

30 Times around your waist.



10.30 – 11.15. Maths

- SEE THE SEPARATE PPT FOR MATHS.
- REMEMBER TO CLICK ON THE CORRECT YEAR GROUP.



English - THIS IS VERY IMPORTANT!

READ ALL INFORMATION CAREFULLY!

- Today you are going to be writing your 6 plot point story.
- You will have 10mins of writing on each plot point. This means that you can't move onto the next plot point until the 10mins is up. I recommend setting a timer.
- Remember, we are aiming for one paragraph (3-12sentences) on each plot point. (You may write 2 paragraphs per plot point if you wish to deepen, but the majority of you will do 1).
- Remember, you have 'banked' sentences that link to the success criteria to use within each paragraph/plot point. USE THEM! However, make sure the sentences link together well, and that you are moving your central character through the story.

Timetable

Plot Point 1– 10mins. You MUST not move on until the 10mins is up. Re-read, check, make edits. CRAFT YOUR PARAGRAPH.

Plot Point 2 – 10mins

Plot Point 3 – 10mins

Plot Point 4 – 10mins

Plot Point 5 – 10mins

Plot Point 6 – 10mins

You are welcome to get up, and have a walk around in between to give yourself a break. Good luck! I'm really looking forward to reading these!

Success Criteria

Technique/Skill	Points for using well (harder skills will get more points)
Noticing sentence	1
Repetition for effect	2
Smelling sentence	2
Inner thought/relative clause sentence	3
Collective noun	1
Modal verbs/rhetorical question	3
Complex sentence (ing/ed clause)	3
One word list	2
Metaphor	3

12.00 -1.00. LUNCHTIME

- Enjoy your healthy lunch
- Try your best to get some fresh air.

60 Second Challenge

Bean Bag Throw

Can you focus, concentrating on the target?

The Physical Challenge

How many times can you throw a beanbag into a hoop in 60 seconds?

Stand 3 large steps away from the hoop. You need to collect the beanbag and return to the throwing line once thrown.



#StayHomeStayActive

Equipment

A beanbag and a hoop

If you do not have a beanbag or a hoop, why not use a pair of socks and a washing basket instead!

Achieve Gold

30 Throws



Achieve Silver

25 Throws



Achieve Bronze

20 Throws



1.00 – 1.15. WORD OF THE DAY

STEP 1. RECAP: Begin by recapping one or two words that you are still not secure on. Practise these every day in this recap section until you know them inside out! My group – think how long we recapped ‘believe’ and ‘exercise’ until we cracked these...

STEP 2. WEEKLY RECALL: Recap previous day’s word

STEP 3: LEARN NEW WORD

Day	Miss Holland	Mrs Munton	Miss Neagle	Mr Icke
Monday	possess/possession	station	guard	referee
Tuesday	expression	fiction	accident	preference
Wednesday	discussion	motion	busy/business	transference
Thursday	permission/confession	fraction	special	conscience
Friday	admission	section	popular	embarrass

STEP 4: APPLY NEW WORD TO A SENTENCE

Titanic Task

MORE WRITING! Sorry everyone! But you will have a fun day tomorrow to make up for it.

Using your plan, write a diary entry about your character's time on the Titanic. From stepping on board to the sinking (depending on your character's fate)

There is a Titanic template for you to use if you wish, but you don't have to use it.



2.15 – 2.45. TIMES TABLE ROCKSTARS

- James had the idea of going back through each times table to sharpen up speed, and I think it's a good one. Therefore, each week we will focus on revisiting a table that we have already covered.
- Have a go on Garage and Arena for this week to sharpen up your 2x table!
- The quicker we get at each times table, the quicker we will perform on Studio.



Remember, that I can see who has been accessing their Rockstars account, and those that have been accessing each day have been making the most progress! Well done to those children – it will make all the difference when we get back to school.




2.45 – 3.00. Independent reading

- Remember to read your independent reading book aloud to a grown up at least 3 times a week.

Miss Holland's Weekly Recommendation:

My sentence for today: Pathetic fallacy

SENTENCE COLLECTOR: *"It was just as well they left when they did, for a raging blizzard closed in behind them and cut off the road for days."*



3:00

Kensuke's kingdom!



‘Suddenly, the forest was alive again with noise, a great cacophony of singing and hooting and howling and croaking.’

Do you think the person on the island is good or bad?

