




Tuesday 5<sup>th</sup> May

For Thursday's home learning, it would be really great if you had some baking materials as you are going to be tasked with making a British cake/scone of your choice to celebrate VE day on Friday.



# Dolphins

<https://www.bing.com/videos/search?q=dolphins+video+for+kids+national+geographic&docid=608046637277382863&mid=31A23A806343ED007F5F31A23A806343ED007F5F&view=detail&FORM=VIRE7>

Watch the above clip about dolphins.

# 9AM – 9.30: PE

- Log onto Joe Wicks (YouTube) at 9am for your live workout to start the day.
- Remember to have a glass of water after you finish.



# 10.00 – 10.30: BREAK TIME

- Well done for all of your hard work so far this morning.
- Wash your hands, eat your HEALTHY snack.

## 60 Second Challenge

### Super Slalom Run

Can you try and run as fast as possible?

#### The Physical Challenge

How many slalom runs can you complete in 60 seconds?

Layout 3 objects 3 steps apart, you must run in and out of the objects and back to the start to complete 1 slalom run.



#### #StayHomeStayActive

#### Equipment

A safe space and 3 objects.

This activity is best played outside, where you have lots of space.

<b>Achieve Gold</b> 20 Slalom Runs	
<b>Achieve Silver</b> 18 Slalom Runs	
<b>Achieve Bronze</b> 12 Slalom Runs	

This is your second day, of learning to perform your poem.

Today, I'd like you to think about how your voice helps to enhance the meaning of the poem.

Click to find out how my voice would change in each stanza and why.

Can you record a final performance of your poem, after you've finished rehearsing? You should now know most of the poem from memory.

## Unfolding Bud

One is amazed  
By a water-lily bud  
Unfolding  
With each passing day,  
Taking on a richer colour  
And new dimensions.

In the first stanza, I would use an 'amazed' voice because the author wants us to be amazed by the unfolding water-lily.

One is not amazed,  
At a first glance,  
By a poem,  
Which is as tight-closed  
As a tiny bud.

In the second stanza, I would use a bit of a dull, bored voice, as this is what people often feel when they glance at a poem for the first time

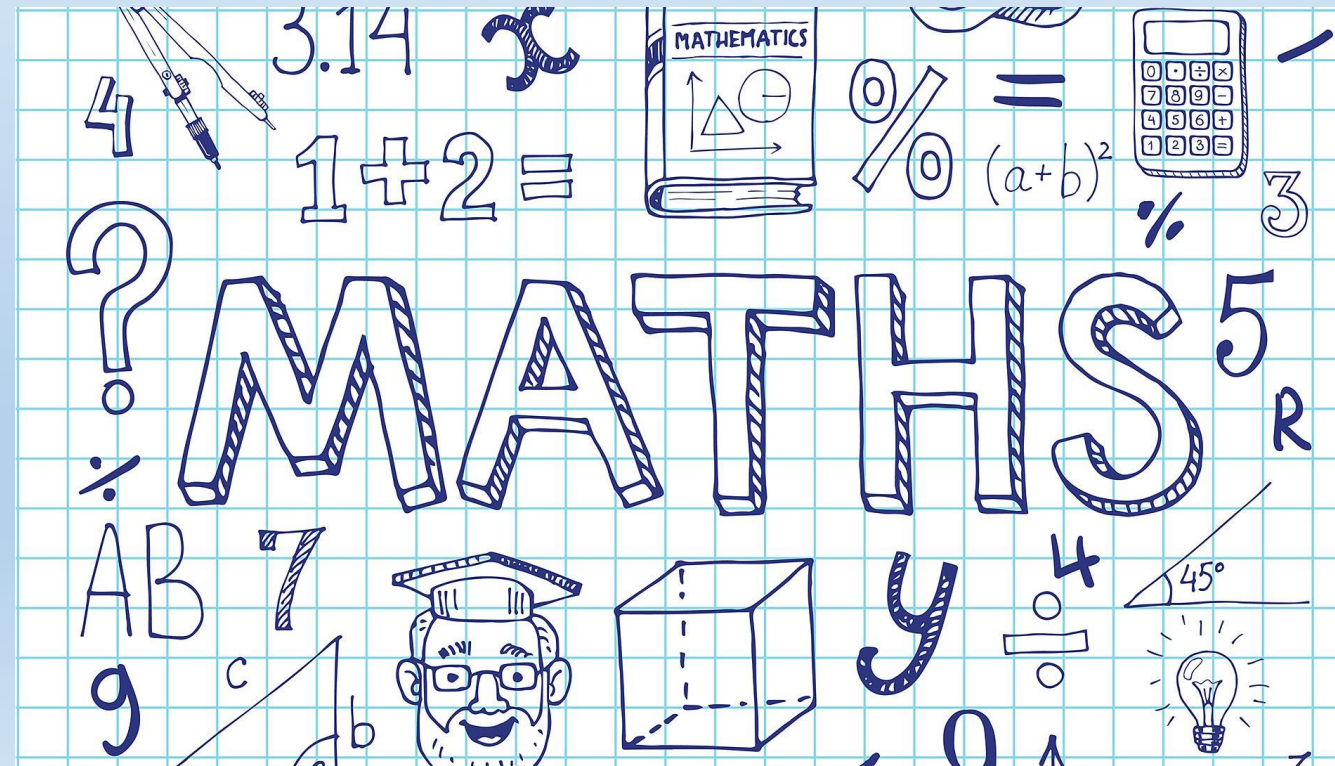
Yet one is surprised  
To see the poem  
Gradually unfolding,  
Revealing its rich inner self,  
As one reads it  
Again  
And over again.

In the third stanza, I would use a surprised voice, as this is how the reader feels when they re-read a poem and see how wonderful it actually is.

*Naoshi Koriyama*

# 10.30 – 11.15. Maths

- SEE THE SEPARATE PPT FOR MATHS.
- REMEMBER TO CLICK ON THE CORRECT YEAR GROUP.





# English: Second planning session

- This is the final planning session before you write your story.
- Continue with assigning success criteria sentences to your plot points.
- Note, that plot points will need to meet more than one of the success criteria items.
- You will need sentences for each item on the success criteria list.

Whilst planning, feel free to collect vocabulary that may be useful in each plot point.

TOP TIP: We are looking at 3-12 sentences for each plot point/paragraph.

# STEP 1: Look at Success criteria and select a technique/skill

Technique/Skill	Points for using well (harder skills will get more points)
Noticing sentence	1
Repetition for effect	2
Smelling sentence	2
Inner thought/relative clause sentence	3
Collective noun	1
Modal verbs/rhetorical question	3
Complex sentence (ing/ed clause)	3
One word list	2
Metaphor	3



STEP 2: LOOK BACK at how we used this previously.

STEP 3: Then, think about how/where you want to use it in your own writing.

STEP 4: Create word banks for your idea so you have plenty of choice.

STEP 5: Write your sentence and place it under your chosen plot point.

STEP 6: REPEAT for another item on the success criteria, UNTIL you have covered them all. THIS WILL TAKE TWO LESSONS TO DO THIS PROPERLY, so please do not rush. You have tomorrow to finish.



# 12.00 -1.00. LUNCHTIME

- Enjoy your healthy lunch
- Try your best to get some fresh air.

## 60 Second Challenge

### Tap Up Tennis

Do you ask for help if you find it hard?

#### The Physical Challenge

How many times can you tap up a tennis ball on a racket in 60 seconds?

If the ball touches the floor, time continues but your score freezes until you start tapping again!

**#StayHomeStayActive**



#### Equipment

A tennis racket and a ball

If you do not have a racket and ball, use a frying pan and a pair of socks!

#### Achieve Gold

60 Tap Ups



#### Achieve Silver

45 Tap Ups



#### Achieve Bronze

30 Tap Ups



# 1.00 – 1.15. WORD OF THE DAY

**STEP 1. RECAP:** Begin by recapping one or two words that you are still not secure on. Practise these every day in this recap section until you know them inside out! My group – think how long we recapped ‘believe’ and ‘exercise’ until we cracked these...

**STEP 2. WEEKLY RECALL:** Recap previous day’s word

## **STEP 3: LEARN NEW WORD**

Day	Miss Holland	Mrs Munton	Miss Neagle	Mr Icke
Monday	possess/possession	station	guard	referee
<b>Tuesday</b>	expression	fiction	accident	preference
Wednesday	discussion	motion	busy/business	transference
Thursday	permission/confession	fraction	special	conscience

## **STEP 4: APPLY NEW WORD TO A SENTENCE**

# Topic - Titanic

- Find and re-read your notes about the Titanic from the previous lesson.
- Then read carefully through the following information slides.

A stylized illustration of the RMS Titanic ship, shown from a side-on perspective. The ship is brown with a dark grey hull and is sailing on a blue sea with stylized waves. The background is a light blue sky. The ship's mast and funnels are visible.

# All about the Titanic

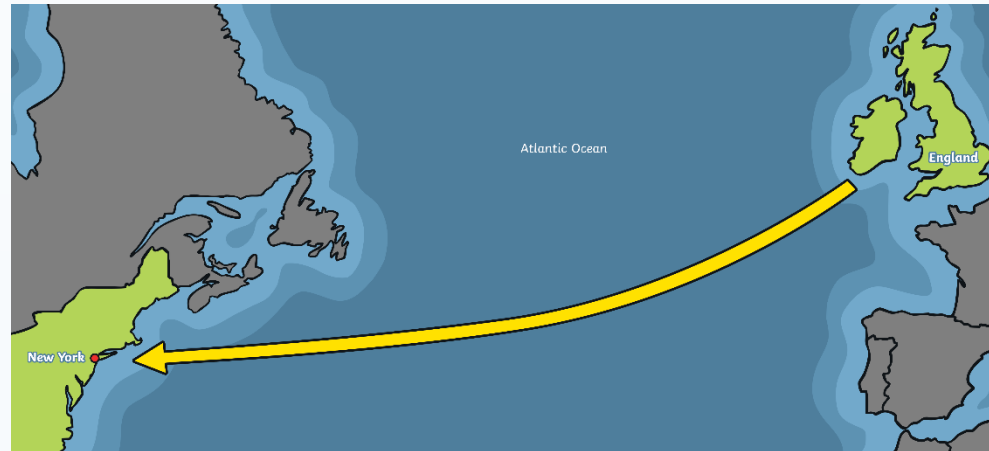
twinkl

# Travel in the Past

Today, if you want to travel from the United Kingdom to the USA, the easiest way to get there is on an aeroplane. It takes around eight hours.

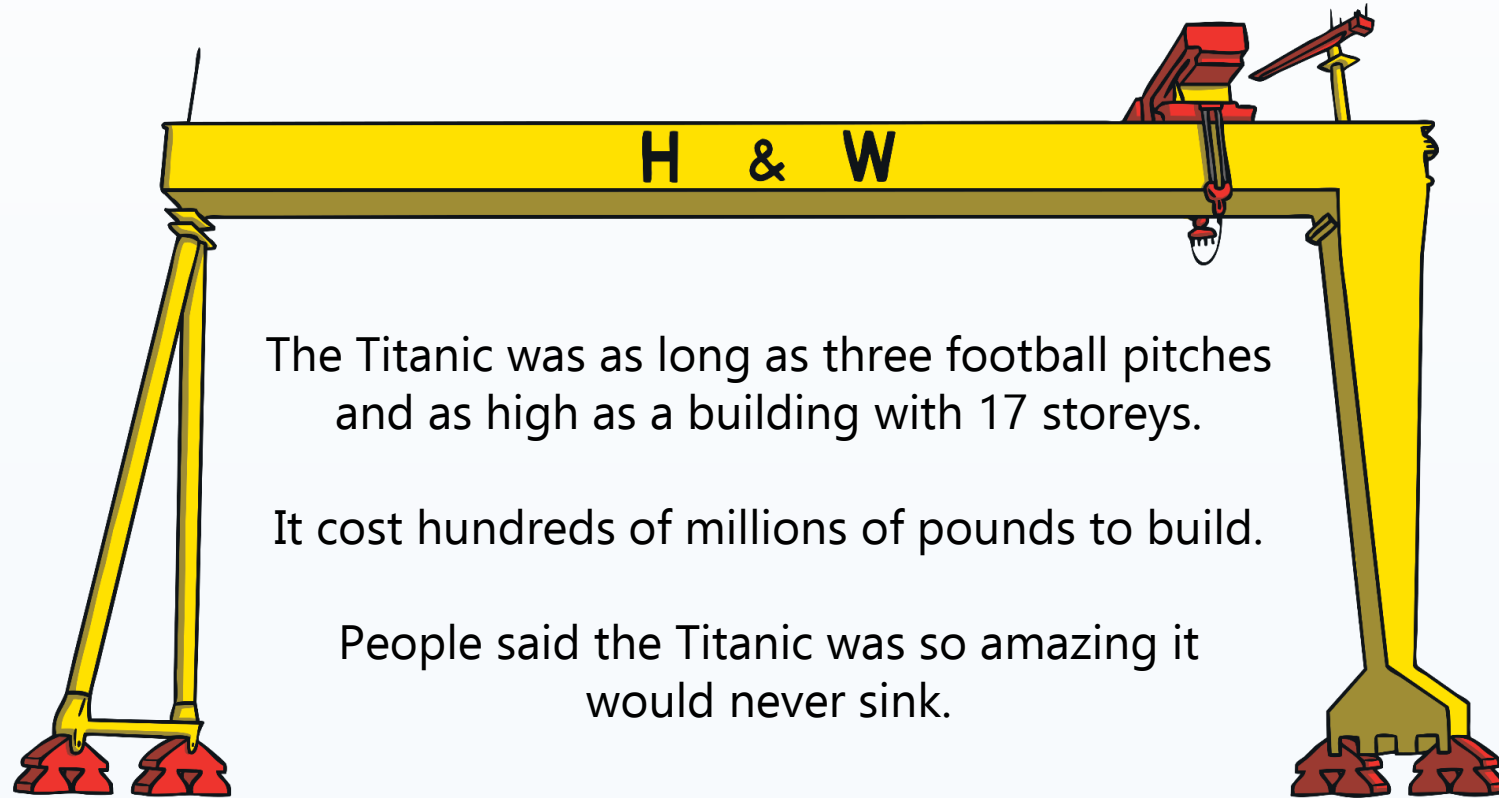
In the days before aeroplanes, people had to travel from the UK to the USA on ships. It would have taken around seven days, so people had rooms they slept in called cabins.

Because the journey took so long, the ships had lots of things to do; there were restaurants, hairdressers, libraries and sometimes even a swimming pool!



# The Titanic

The Titanic was the largest ship ever built, and it took three years to make. It was built at the Harland and Wolff shipyard in Belfast in Northern Ireland.




The Titanic was as long as three football pitches and as high as a building with 17 storeys.

It cost hundreds of millions of pounds to build.

People said the Titanic was so amazing it would never sink.



# 1<sup>st</sup>, 2<sup>nd</sup> or 3<sup>rd</sup>?



Not all cabins on the Titanic were the same. People with lots of money travelled first class. This meant their rooms were very posh. Sometimes, meals in the first class restaurants had ten different parts!

Second class passengers had a library and their own walking areas on the ship called promenades. The cabins were quite nice.

People who travelled in third class usually didn't have much money. The cabins were near the ship's engines so could be noisy. There were only two baths between 700 people! Third class passengers weren't allowed to go in the first or second class areas.

# Iceberg

An iceberg is a really big piece of ice floating in the sea. Icebergs can be bigger than houses. Most of an iceberg can't be seen because it is under water.

On the Titanic's first journey, the weather was really cold. There were icebergs in the sea.

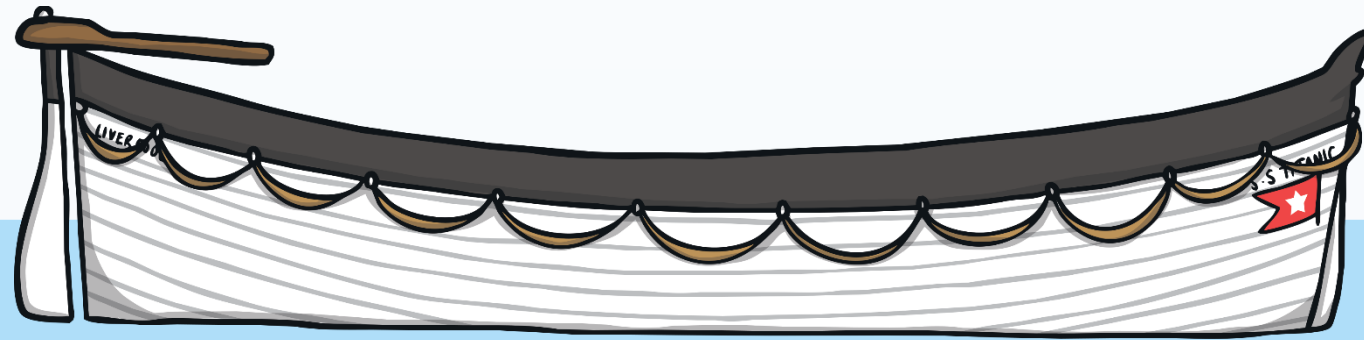
One night, the ship hit an iceberg. It made a very big hole. The Titanic began to fill with water.



# The Titanic Starts to Sink

As the Titanic started to sink, people began to get into lifeboats. Lifeboats are little boats put onboard a ship. If the ship gets into problems, passengers can get into lifeboats and sail away.

The problem was, there weren't enough lifeboats for everyone on board the Titanic.





# The Ship Goes Down



A few hours after the Titanic hit the iceberg, it sank to the bottom of the sea.

The people in the lifeboats waited in the freezing cold to be rescued.

The passengers were taken to New York in the USA. The crew (the people who worked on the ship) were taken to Plymouth in the UK.




# The Titanic is Found

For many years, people didn't know where the Titanic had sunk. People went deep sea diving to try to find the ship.

Then a man called Robert Ballard found the Titanic. He discovered that the ship had broken into two pieces.

Today, people can go on special trips down to see the wreck of the Titanic.



# Titanic Task

PLAN a diary entry from the point of view of one of the following:

- Third class passenger
- Second class passenger
- First class passenger
- Captain Edward J. Smith
- Frederick Fleet (who spotted the iceberg)

Think about the character you have chosen and remember to plan out your plot points for that character. I have included a blank planning template on the next slide to help you jot down your ideas.

The questions might help you do this.

WE WILL WRITE TOMORROW!

These people will have all had very different experiences. Think about the different things each of these people might have seen and experienced.

Below are some questions you may want to think about:

Who am I?

Where was I and what was I doing when the Titanic hit the iceberg?

How did I react when I heard that the Titanic would sink?

What did I do as the Titanic sank? Where did I go?

How was I treated by the other passengers and staff of the Titanic?

Did I survive? How did I get rescued?

If I did not survive, what did I do in my last moments? What did


I think about? How did I feel?

How was I treated by the other passengers and staff of the Titanic?

Did I lose any loved ones in the disaster? Who?

Who or what do I think is to blame?







## 2.15 – 2.45. TIMES TABLE ROCKSTARS

- James had the idea of going back through each times table to sharpen up speed, and I think it's a good one. Therefore, each week we will focus on revisiting a table that we have already covered.
- Have a go on Garage and Arena for this week to sharpen up your 2x table!
- The quicker we get at each times table, the quicker we will perform on Studio.



Remember, that I can see who has been accessing their Rockstars account, and those that have been accessing each day have been making the most progress! Well done to those children – it will make all the difference when we get back to school.



## 2.45 – 3.00. Independent reading

- Remember to read your independent reading book aloud to a grown up at least 3 times a week.


### Miss Holland's Weekly Recommendation:

My sentence for today: FANTASTIC feelings sentence

SENTENCE COLLECTOR: *'The months that followed were the loneliest Joan had ever known.'*

We could change the time from months to: hours, days, weeks or even years.

We could change the NEGATIVE feeling to a positive one: happiest, loveliest, safest.



3:00

Kensuke's kingdom!



The whole orchestra of the  
jungle was tuning up.

