



Learning Objective:

Can I say, write and read the split digraph 'i_e'.



Revisit/ Review: Recap previous phase 5 phonemes – say them and write a word with each phoneme in



ea:

ay

oe

ou

aw

ue

ew

ie

oy

ir



Teach:

i_e



- i_e is a split digraph.
- This is a word we have read before
 - tie
- We can add the grapheme m to make a new word.
- If we add it at the end of the word tiem, then sounded it out, it would sound correct but this is not the correct spelling.
- We need to cut the ie to make i_e and add our new sound in- time -we have made a split digraph.



Teach:

i_e

Read each word and match it to the picture.



prize



slide



like



inside



spike




smile



stride



bride



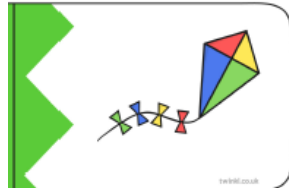
Teach:

i_e

Read each word and match it to the picture.



time




knife




ride



mice



invite




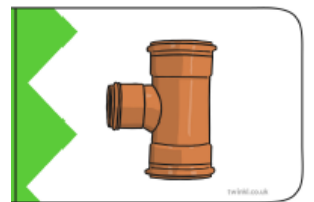
pipe



kite




shine



Apply:

Can you have a go at reading these questions?

- Will you invite me inside?
- Can a slide shine all the time?
- Is it time to get my nice prize yet?



Tricky words:

some

come

were

there

Read, say, spell and write.

