



# FRIDAY 1<sup>ST</sup> MAY

---

HAPPY 1<sup>ST</sup> DAY OF THE MONTH! REMEMBER TO CHECK OUT MR TYLER'S  
BIRTHDAY VIDEO/MESSAGE ON THE SCHOOL WEBSITE.



## 9AM – 9.30: PE

- Log onto Joe Wicks (YouTube) at 9am for your live workout to start the day.
- Remember to have a glass of water after you finish.

Hope you are dressed up for  
Fancy Dress Friday! Send us  
your pictures!



# BOOK TALK

---

Ajay was just about to tuck into his tea and toast dripping in sour rhubarb jam when there was a loud clatter from the letterbox as an important-looking brown envelope landed on the mat.

PREDICT: What might be in the letter? Do you think it is positive or negative and what makes you think that?



# BOOK TALK

---

Ajay was just about to tuck into his tea and toast dripping in sour rhubarb jam when there was a loud clatter from the letterbox as an important-looking brown envelope landed on the mat.

This sounds like a negative sound so I predict that whatever is in the envelope is not going to be good news.

“Bit early for post isn’t it?” Mum said. “Ooh. It says Special Delivery.” She opened it, and unfolded the letter.

Joe knew instantly that something was wrong. He could see it on Mum’s face.

See next slide for ideas after you have labelled/drawn some of your own.



Task 2: Can you either draw this outline in your book (or print out if you wish) and show how it might look to show Joe something was wrong.

What might mum’s face look like for Joe to know something was wrong?

Task 1: Go to a mirror and practice ‘Mum’s face.’ Show your ‘face’ to someone in your house if you can.

Creases on forehead (worry lines)

Sweat drops on forehead

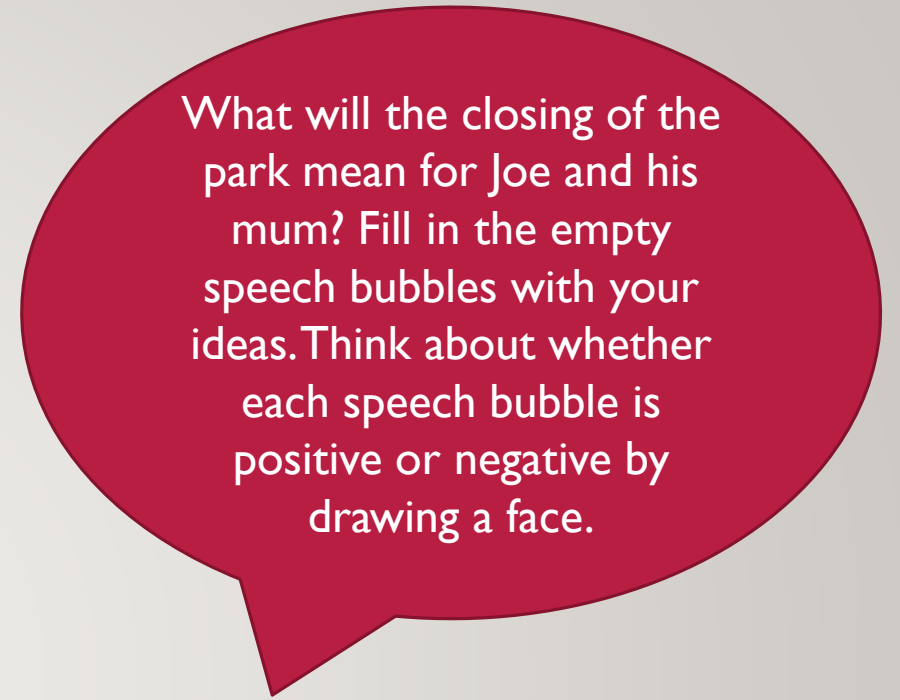


Lips pursed together  
Mouth droops



Eyelids droop

Light goes from eyes

Pale skin



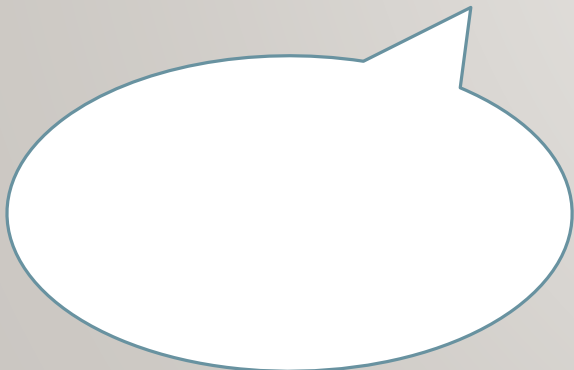


“What is it, Mum?” Joe asked.

“Yeah, Mrs P, what’s happened?” Ajay asked too.

“It’s the park...they’ve shut it down.’

For a second no one said a word. Joe and Ajay looked at each other, then back at Joe’s mum. Her face was pale. Her jaw dropped open. She stared at the letter, her eyes watery and ready to spill over with tears.



Ideas on the next slide

Mum will most likely lose her job. 😞

Joe will miss visiting the park 😞

What will the closing of the park mean for Joe and his mum? Fill in the empty speech bubbles with your ideas. Think about whether each speech bubble is positive or negative by drawing a face.

“What is it, Mum?” Joe asked.

“Yeah, Mrs P, what’s happened?”

“It’s the park...they’ve shut it down.”

For a second no one said anything.

Her face was pale. Her jaw dropped open. She stared at the letter, her eyes watery and ready to spill over with tears.

As you can see, the letter is filled with negative intent for the main character.

Money is already tight...they might lose their house. 😞

They might go really hungry as they already can’t afford much food. 😞

Mum and Joe both love the park so much, and they both will be unhappy 😞



## 10.00 – 10.30: BREAK TIME

- Well done for all of your hard work so far this morning.
- Wash your hands, eat your HEALTHY snack.

### 60 Second Challenge

#### Socks in the Box

Do you keep trying even if you struggle to match up a pair of socks?

#### The Physical Challenge

How many socks can you pair up and put in the box in 60 seconds?

Place unpaired socks 5 steps away from a box. Players run, match up a pair of socks and place them in the box.



**#StayHomeStayActive**

#### Equipment

Socks and a Box!

If you do not have a box use a bowl.

Throw in unpaired socks as red hearings.

#### Achieve Gold

20 pairs of socks



#### Achieve Silver

15 pairs of socks



#### Achieve Bronze

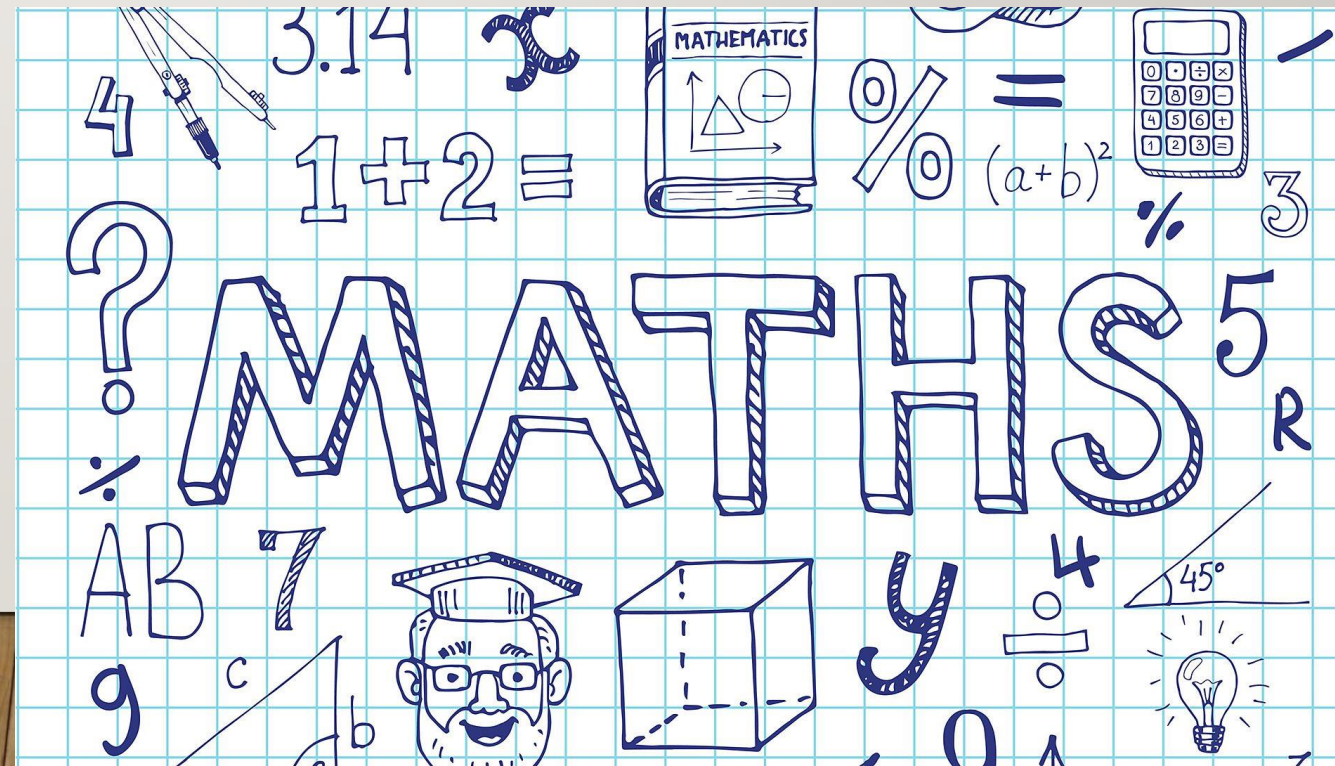
10 pairs of socks



# 10.30 – 11.15. MATHS

---


- SEE THE SEPARATE PPT FOR MATHS.
- REMEMBER TO CLICK ON THE CORRECT YEAR GROUP.



# ENGLISH: 11.15 – 12.00

We are now going to use our learning to complete our own independent write. Here is a reminder of our plot points.

Don't worry, I'll take you through the process in steps.



1. On board the ship – excitement and sounds



2. Looking beyond the ship - daytime



3. Looking beyond the ship – night time




4. Passing time – calm before the storm




5. Storm and dog

8. Island description



7. Discovered by a stranger



6. Michael falling into the ocean



# STEP 1: SUCCESS CRITERIA

These are the techniques that you will be using in your independent write. Click for next slide...

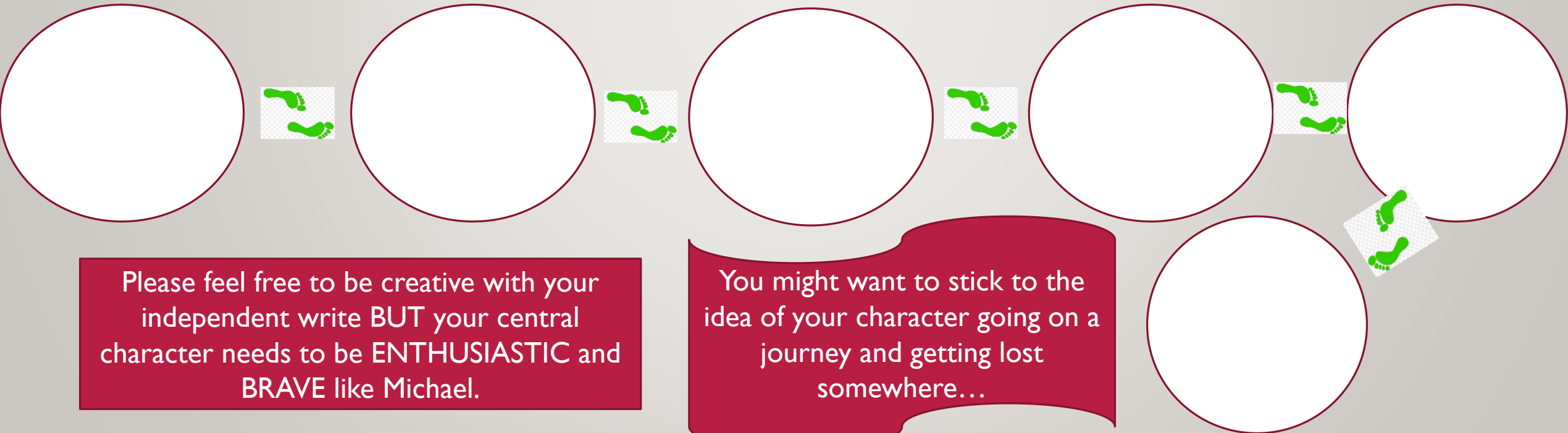

Technique/Skill	Points for using well (harder skills will get more points)
Noticing sentence	1
Repetition for effect	2
Smelling sentence	2
Inner thought/relative clause sentence	3
Collective noun	1
Modal verbs/rhetorical question	3
Complex sentence (ing/ed clause)	3
One word list	2
Metaphor	3



# ENGLISH:

Using the blank plot points, you are going to plot out your 6 plot point story (see next slide).

Each plot point generally represents a paragraph.



Please feel free to be creative with your independent write BUT your central character needs to be **ENTHUSIASTIC** and **BRAVE** like Michael.

You might want to stick to the idea of your character going on a journey and getting lost somewhere...

Plot on the map, whether each plot point has positive or negative intent. The closer to the face, is more positive/negative. See example.

Task for today: Complete your plot points with either key words/pictures to show what will happen in each paragraph. REMEMBER: You can use my plot points as a guide, but feel free to take control of your own writing here.



Excited, like Michael, but also nervous too..



1. On board - sailing around the world for charity with parents and pet rabbit, Flopsy



2. Looking out to sea.



3. Night time on the boat – all is calm



4. Storm – Sophie and Flopsy (in carrying cage) thrown overboard



5. Alone in the ocean



6. Waking up on an island

My main character is called Sophie.

This is an example slide to show you how to plot the intent. See next slide for how yours will look. You could either print the next slide out and fill in, or draw your own out (A3 paper would be best if a possible)



Plot on the map, whether each plot point has positive or negative intent. The closer to the face, is more positive/negative.

Task for today: Complete your plot points with either key words/pictures to show what will happen in each paragraph. REMEMBER: You can use my plot points as a guide, but feel free to take control of your own writing here.



# 12.00 - 1.00. LUNCHTIME

- Enjoy your healthy lunch
- Try your best to get some fresh air.

## 60 Second Challenge

### Speed Bounce

Are you honest?  
Only count the jumps that are completed properly.

#### The Physical Challenge

How many times can you bounce over a pillow in 60 seconds?

Both feet must land over the pillow for the jump to count.



#StayHomeStayActive

#### Equipment

A pillow

If you do not have a pillow, jump over a safe object!

Achieve Gold	80 Bounces	1
Achieve Silver	60 Bounces	2
Achieve Bronze	40 Bounces	3



# 1.00 – 1.15.WORD OF THE DAY

**STEP 1. RECAP:** Begin by recapping one or two words that you are still not secure on. Practise these every day in this recap section until you know them inside out! My group – think how long we recapped ‘believe’ and ‘exercise’ until we cracked these...

**STEP 2.WEEKLY RECALL:** Recap previous day’s word

## **STEP 3: LEARN NEW WORD**

Day	Miss Holland	Mrs Munton	Miss Neagle	Mr Icke
Monday	musician	sadness	address	essential
Tuesday	electrician	happiness	promise	referring/referred/referral
Wednesday	magician	careful	guide	preferring/preferred
Thursday	politician	beautiful	medicine	transferring/transferred
<b>Friday</b>	mathematician	enjoyment	heart	reference

## **STEP 4:APPLY NEW WORD TO A SENTENCE**

# JOURNAL

Onomatopoeia

Short, one word sentences

- 
- Write an entry in your journal for this week (at least a page please!)
  - What techniques from your English can you weave into your journal writing?

Pathetic fallacy

Power of three

Alliteration

Passive voice

Personification

# 1.15 – 2.15.RE

---

Each week, you will be completing an RE task, which will lead up to a competition, which the school has entered previously.

Please visit the school website, and look in the RE folder for the work that Miss White would like you to complete.

Music

R.E Work

Rockingham Class (Year 4  
And 5)

RE 23.04.20

PPTX File



## 2.15 – 2.45.TIMES TABLE ROCKSTARS

---

- Have a go on Garage and Arena for this week to sharpen up your 12x table.



Rockstars isn't loading on my computer at the moment! So, if any of you have challenged me to a match, I'll play you as soon as I can get back onto it!





## 2.45 – 3.00. INDEPENDENT READING

- Remember to read your independent reading book aloud to a grown up at least 3 times a week.

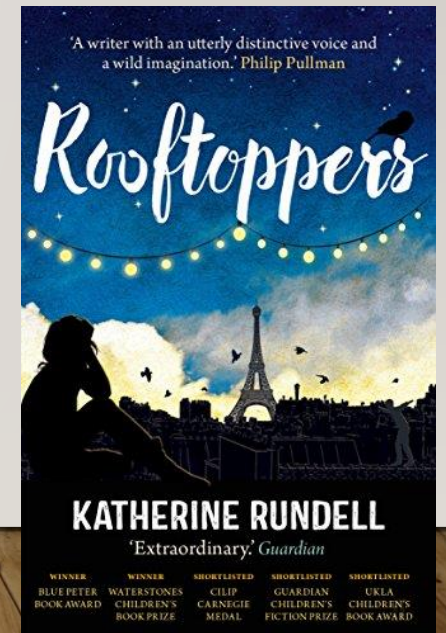
---

### Miss Holland's Weekly Recommendation:

My sentence for today: FANTASTIC inner thought sentence.

*'Mothers are a thing you need, like air, she thought, and water. Even paper mothers were better than nothing; even imaginary ones. Mothers were a place to put down your heart. They were a resting stop to recover your breath.'*

Sophie doesn't have a mother, but is convinced that she is still alive. This 'inner thought' is so beautifully written that we really connect with our main character here, and hope, even more, that she finds her mother.



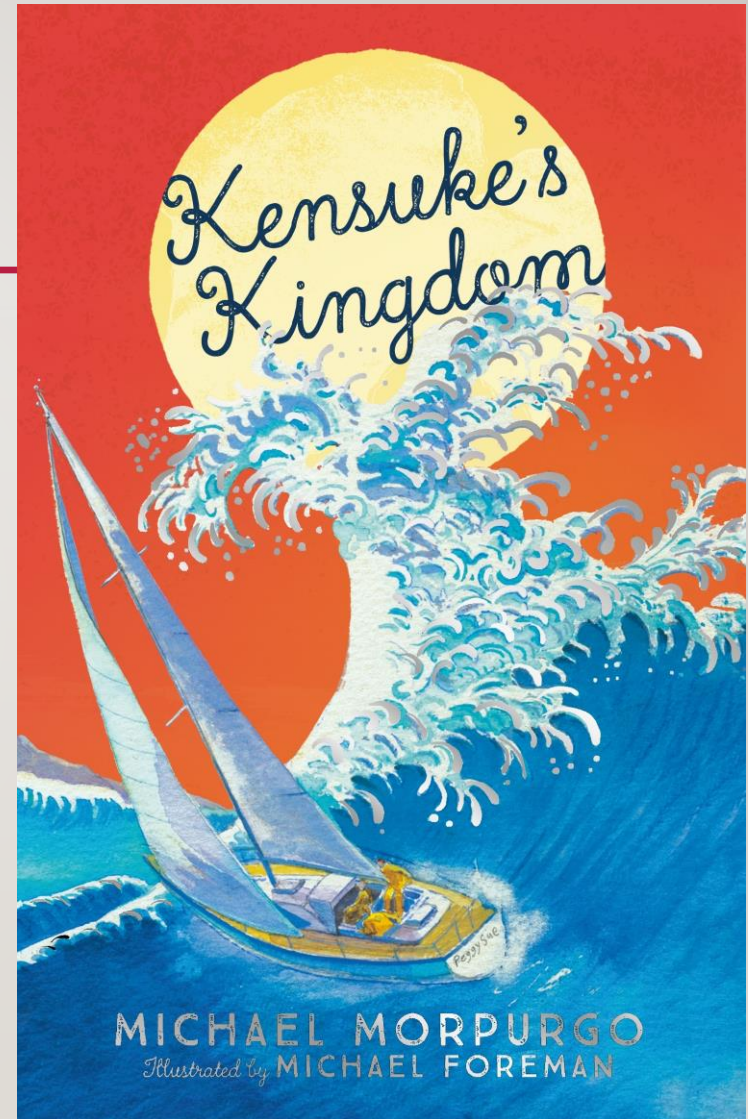
3:00

## KENSUKE'S KINGDOM!



Do you think they are being followed?  
What or who do you think is following them?

I loved the phrase 'shiver of leaves.'



# ENJOY THE WEEKEND!

---

