



TUESDAY 28TH APRIL

RECALL 3 FACTS ABOUT SEA HORSES EITHER TO A GROWN UP/OR WRITE THEM DOWN IN YOUR NOTEBOOK.

SEA HORSE

- Watch the video clip on sea horses:

<https://www.bing.com/videos/search?q=seahorses+video+for+kids&&view=detail&mid=104EC41F4E384EFE3C39104EC41F4E384EFE3C39&&FORM=VRDGAR&ru=%2Fvideos%2Fsearch%3Fq%3Dseahorses%2520video%2520for%2520kids%26qs%3Dn%26form%3DQBVR%26sp%3D-l%26pq%3Dseahorses%2520video%2520for%2520kids%26sc%3Dl-24%26sk%3D%26cvid%3DA6AC5A05FDA148B4B1962A77B309D5D2>



9AM – 9.30: PE

- Log onto Joe Wicks (YouTube) at 9am for your live workout to start the day.
- Remember to have a glass of water after you finish.



BOOK TALK

I DON'T LIKE MONDAYS

This is the title of chapter 1. *This is a great way of hooking in the reader, as most people would agree. After a lovely, relaxing weekend, the last thing people want to do is get up early for work. The author has immediately connected with most of his audience, as lots of us agree and feel like we have something in common with the author.*

Q1: Look at my chapter titles, by clicking on the powerpoint. Which ones would hook people in (as in make MOST PEOPLE agree so you feel like you want to read on.

NOW WRITE 5 CHAPTER TITLES OF YOUR OWN (IN THIS STYLE) THAT WOULD HOOK IN YOUR READER. E.G. I DON'T LIKE...



I don't like puppies.


I don't like brussel sprouts.

I don't like homework

I don't like TV.

I don't like toys.

I don't like chores



I DON'T LIKE MONDAYS

CHAPTER 1

Read the text carefully. Think carefully about what the author wants us to know about George.

‘BLEEEEEEEEEEEEEEP!’



There are many awful sounds in this world. Fingernails down the blackboard, Mum singing the theme tune to Match of the Day in the shower, bagpipes being played badly, in fact bagpipes being played brilliantly as well. But there are none worse than the sound of an alarm clock early on a Monday.



‘Why are mornings so early?’ Joe muttered to himself, before trying to grab his alarm clock, missing it and falling out of bed. This was not uncommon for Joe. He often fell even when no falling was required. He was one of life’s great fallers. He fell into rooms, he fell out of them again. He even managed the almost impossible task of falling upstairs which, let me tell you, is no mean feat. Joe’s life was a constant battle with gravity, one in which gravity clearly had the upper hand. He picked himself up from the bedroom floor and set about trying to get dressed without opening his eyes. It was a trick that he had tried to help fool his sleepy head that he was still in bed. The downside was it made putting pants on very tricky indeed. Up to that point, putting on underwear with his eyes shut was as close to living on the edge as Joe’s life got.



FANTASTIC FOCUS - SOUNDS

Model: The awful sound of _____ has been included to ...

- The awful sound of finger nails down the blackboard has been included to demonstrate how much Joe hates getting up, as he thinks that an alarm clock is EVEN WORSE than the cringe-worthy scraping sound of nails down a blackboard, This indicates that Joe could be a lazy kind of character.

THINK

What would it be like if a lazy kind of person was running the country?

Your turn: Complete the sentence stem with a different sound. *Note it is perfectly fine if you draw the same conclusions as I do here. The aim is to practice the written response to a sentence stem.*

The awful sound of _____ has been included to ...



CHARACTER FOCUS

Complete the table
with two more
impressions.

What impression do we get about Joe's personality/character from the opening extract?

Impression	Evidence from the text
lazy	Because he hated getting up early on a Monday. He hated it so much he got dresses with his eyes shut!

ANSWERS ON THE NEXT SLIDE...

THESE ARE EXAMPLES OF RESPONSES – YOU MAY HAVE CHOSEN A DIFFERENT SOUND/COLOUR OR COME UP WITH A DIFFERENT INTERPRETATION

The awful sound of bagpipes, when Joe hates getting up, as he thinks that an alarm clock is the best thing bagpipes, This indicates

WARNING: FOR ALL THOSE OF YOU WHO ARE GOING TO TRY AND GET DRESSED WITH YOUR EYES SHUT, MAKE SURE THERE ISN'T ANYTHING NEARBY THAT YOU COULD HURT YOURSELF ON FIRST!

when Joe hates getting the horrible sounding sound of the

Impression	How the writer achieves this	Context
lazy	Because he hated getting up every day on a Monday. He hated it so much he got dressed with his eyes shut!	
clumsy	‘He often fell, even when no falling was required.’ This suggests he falls at points where most people wouldn’t be falling.	
His life is uneventful (nothing exciting really happens)	In the last sentence it suggests that putting his pants on with his eyes shut is the most exciting thing that happens in his life...’as close to living on the edge as Joe’s life got.’	

10.00 – 10.30: BREAK TIME

- Well done for all of your hard work so far this morning.
- Wash your hands, eat your HEALTHY snack.

60 Second Challenge

Catch and Clap

Which skills do you think will be key to succeed?

The Physical Challenge

How many times can you throw a ball up, clap once and catch it in 60 seconds?

The ball must go above your head. If you drop the ball, carry on counting your score from where you left off.



#StayHomeStayActive

Equipment

A ball

If you do not have a ball use a toilet roll or pair of socks.

Achieve Gold

35 catch and claps



Achieve Silver

25 catch and claps



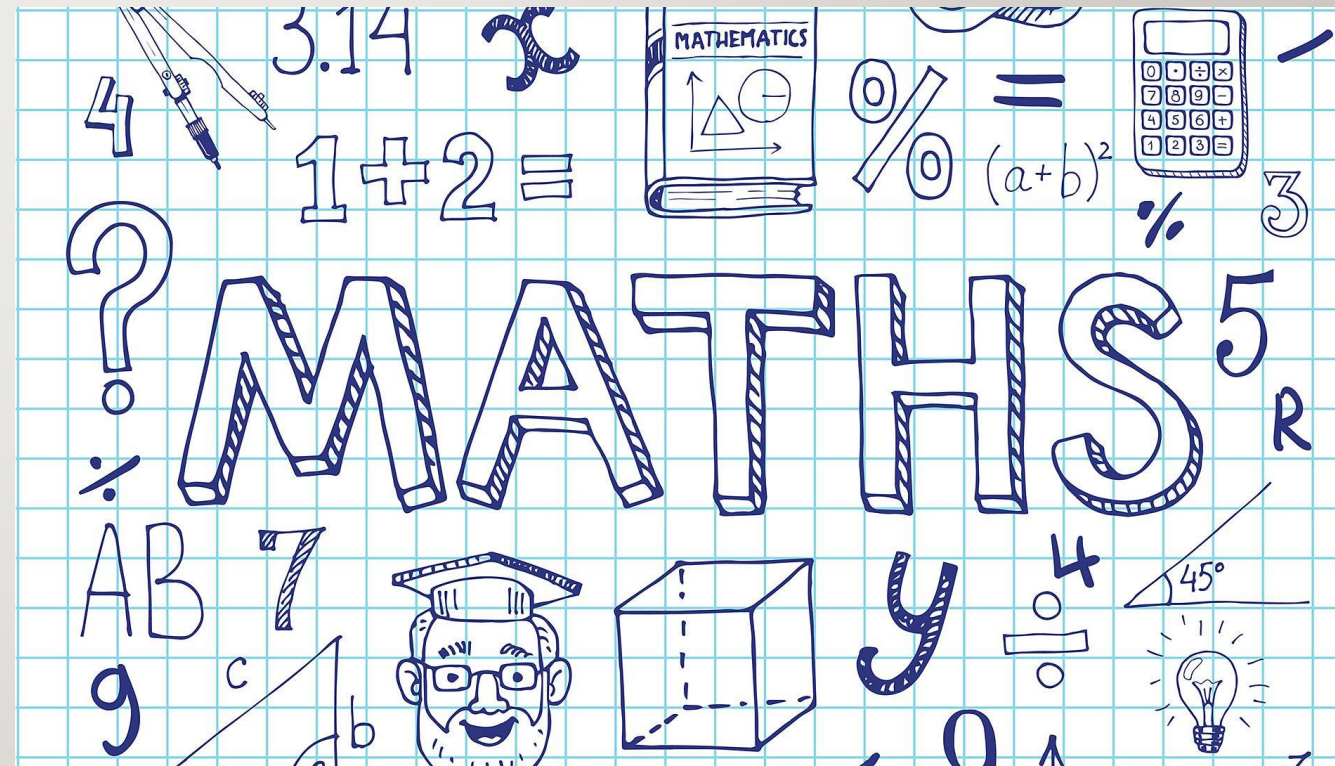
Achieve Bronze

15 catch and claps




10.30 – 11.15. MATHS

- SEE THE SEPARATE PPT FOR MATHS.
- REMEMBER TO CLICK ON THE CORRECT YEAR GROUP.



ENGLISH: 11.15 – 12.00

Set up your book like we do in class for sentence stacking lessons. Make a note of your word choices in the top sections. See image below.



Recap: Let's start by recapping the plot points covered so far, and revealing our next one (in yellow):

1. On board the ship – excitement and sounds



2. Looking beyond the ship - daytime



3. Looking beyond the ship – night time



4. Passing time – calm before the storm



5. Storm and dog

?



?



6. Michael falling into the ocean



We are here

INITIATE: CHUNK 1 – FOCUS: ALLITERATION WITH VERBS/ADVERBS

1. Verbs – Gather action words for the movement of the boat in the storm.
NEGATIVE INTENT

Veered
Shuddered
Lunged
Tipped
Pounded
Pelted
Pushed
Dipped
Hurtled
Flipped
Quivered

2. Gather a bank of **NEGATIVE** adverbs that show how these actions are happening.

- Violently
- Sharply
- Loathingly
- Tenaciously
- Powerfully
- Dramatically
- Devilishly
- Horrifically
- Forcibly
- Quickly

Words that begin with the same

Try to find words that could be alliterative with your verbs





MODEL 1: FOCUS: ALLITERATIVE VERB/ADVERB

The boat veered violently, the stern flipped forcibly and
the mast shuddered sharply.

Alliterative
verbs/adverbs

Commas in a list.
Power of 3

Over to you...make sure you include:
Alliteration with verb/adverb
3 x adjectives in a list



INITIATE: CHUNK 2 – FOCUS: ONE WORD LIST

1. Gather a bank of body part words (you can come up with your own list, I'll just get you started this time)

E.g.
Arms
Eyes
...

2. Gather a bank of
NEGATIVE SEA WORDS.

- Cold
- Freezing
- Icy
- Piercing
- Sharp
- Foam
- Crash
- Wet
- Drenched
- Waves

3. Gather a bank of
'falling' movement words

- Fall
- Plummet
- Plunge
- Crash
- Descend
- Drop
- Tip

MODEL 2: FOCUS: ONE WORD LIST



Aaaaaaggghhh... Arms. Bitter. Crash. Face. Foam.
Plummet. Legs. Drenched. Drop. Limbs. Numb. Boy
overboard!

Body part/describing
word/falling word in a
pattern

Effect of these short
sentences: to mimic the
action. It feels like
Michael is above water,
thinks something then
is pulled under again –
this repeats.

We are imitating
Michael Morpurgo's
style here. It breaks
the rules of
writing...but we can
do that if we are doing
it - on purpose - for a
good reason.

Over to you...make sure you include:

- One word list
- Made up of body parts, describing sea word and a falling word.



INITIATE: CHUNK 3 – FOCUS: ADJECTIVES

1. Adjective bank for the sea (negative)

Vast
Deep
Dark
Cold
Icy
...

2. Gather a bank of feelings words. How would you feel if you fell into the sea?

- Terrified
- Desperate
- Lost
- Lonely



MODEL 3: FOCUS: ADJECTIVES

I was in the sea: deep...dark...desperate.

List of three adjectives
after a colon

Over to you...make sure you include:

- Adjectives listed after a colon
- Show/imply how Michael is feeling

EDIT!

- Re-read through your work carefully (aloud is best!)
- Edit for basic mistakes.
- Edit sentences. Have you selected the right words for your sentences? Do the sentences flow together?

12.00 - 1.00. LUNCHTIME

- Enjoy your healthy lunch
- Try your best to get some fresh air.

60 Second Challenge

Climb the Mountain

Can you keep going even when you are tired?

The Physical Challenge

How many mountain climbers can you complete in 60 seconds?

Make it harder by performing a press up after you bring both legs up.

#StayHomeStayActive



Equipment

Just yourself and enough space on the floor!

Why not compete against a family member?

Achieve Gold

40 Mountain Climbers



Achieve Silver

30 Mountain Climbers



Achieve Bronze

20 Mountain Climbers



1.00 – 1.15.WORD OF THE DAY

STEP 1. RECAP: Begin by recapping one or two words that you are still not secure on. Practise these every day in this recap section until you know them inside out! My group – think how long we recapped ‘believe’ and ‘exercise’ until we cracked these...

STEP 2. WEEKLY RECALL: Recap previous day’s word

STEP 3: LEARN NEW WORD

Day	Miss Holland	Mrs Munton	Miss Neagle	Mr Icke
Monday	musician	sadness	address	essential
Tuesday	electrician	happiness	promise	referring/referred/referral
Wednesday	magician	careful	guide	preferring/preferred
Thursday	politician	beautiful	medicine	transferring/transferred
Friday	mathematician	enjoyment	heart	reference

STEP 4: APPLY NEW WORD TO A SENTENCE

1.15 – 2.15.ART



- Today we are going to use colour on our large scale flowers from Friday.
 - Warm up with:
<https://www.bing.com/videos/search?q=ks2+art+colouring+technique&&view=detail&mid=635154937C473C93A6D8635154937C473C93A6D8&&FORM=VRDGAR&ru=%2Fvideos%2Fsearch%3Fq%3Dks2%2Bart%2Bcolouring%2Btechnique%26FORM%3DHDRSC3>
 - Have a go at the different techniques as the video progresses.
- Now apply these techniques to your flower. PLEASE TAKE YOUR TIME AND USE SOME OF THE TECHNIQUES YOU SAW ON THE VIDEO.
- Coloured pencils, pastels or watercolours would all work very well. Felt tips and sharpies would NOT work well here.

2.15 – 2.45.TIMES TABLE ROCKSTARS

- Have a go on Garage and Arena for this week to sharpen up your 12x table.



Rockstars isn't loading on my computer at the moment! So, if any of you have challenged me to a match, I'll play you as soon as I can get back onto it!



2.45 – 3.00. INDEPENDENT READING

- Remember to read your independent reading book aloud to a grown up at least 3 times a week.

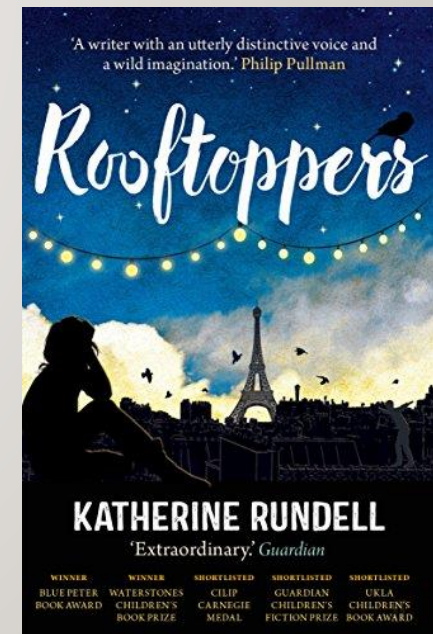
Miss Holland's Weekly Recommendation:

My sentence for today: FANTASTIC speech sentence

SENTENCE COLLECTOR: 'It's the things you read at the age you are now which stick.

Books crow-bar the world open for you.'

- What do you think about the use of the word 'crow-bar' in the second sentence?



3:00

KENSUKE'S KINGDOM!



Do you think Stella has survived?

