


These activities and ideas are based around the books “The Night Pirates” by Peter Harris & Deborah Allwright and “Troll” by Julia Donaldson & David Roberts

All activities could be done without the books!

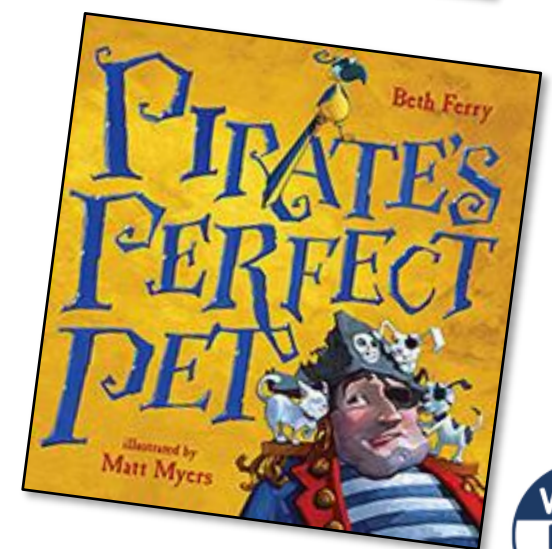



# Starting with a Story


Reception



Other linked stories to read and enjoy.

All our activities can be used with these books too!





## Treasure Hunt

A pirate loves treasure!  
Set up your own treasure hunt. Of course every hunt will need some clues.  
What do your family treasure most?

### Talking Together

Grown ups. Set up a treasure hunt in your indoor or outdoor space by providing a set of pictorial clues. You could even make these together by getting the children to pick certain objects and draw them.

As the children go to each place in the pictures they can hunt for each clue. Prompt them to use positional language to explain where they need to go. Hide some treasure in the last place. This could be a special snack, a new story to read or something special for



your family.

### Talking Together

You might like to continue this by designing your own treasure hunts and hiding pictorial clues for the grow ups to follow. Remember to use the arrows to help with directions.

If you want to turn the clues into a map you can stain paper with used tea bags to make them look like old pirate maps! Remember to scrunch the paper up first and rip the corners a bit so it looks really old.

Shhhhh... X marks the spot.

