



WEDNESDAY 22ND APRIL

GOOD MORNING EVERYONE!

HOW MANY OCTOPUS FACTS CAN YOU REMEMBER FROM YESTERDAY?



OCTOPUS VIDEO

- <https://www.bing.com/videos/search?q=octopus+video+national+geographic+for+kids&docid=608041715206392850&mid=E390EDE7FC91CAAA0990E390EDE7FC91CAAA0990&view=detail&FORM=VIRE>

Take a look at this octopus video from National Geographic Kids to learn facts about the Giant Pacific octopus.



9AM – 9.30: PE

- Log onto Joe Wicks (YouTube) at 9am for your live workout to start the day.
- Remember to have a glass of water after you finish.

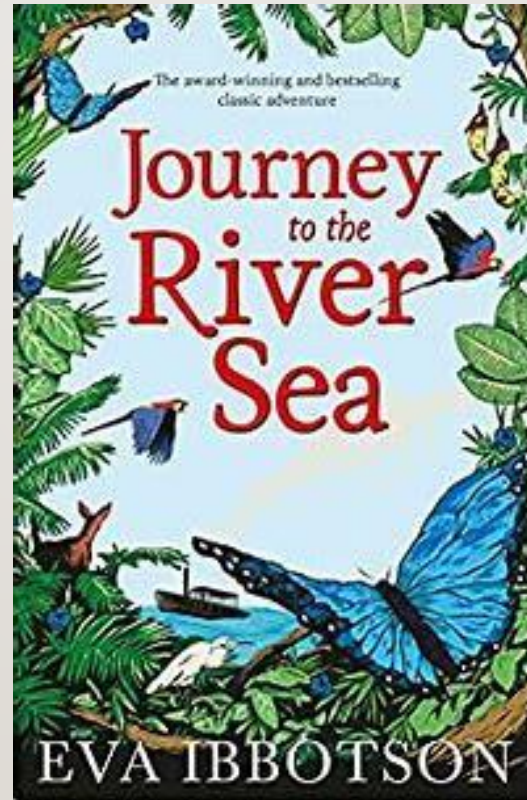


BOOK TALK

We have skipped ahead in the text. Maia is on the journey along the Amazon River to meet the Carters (her family), with her governess.

As you are reading, take note of how much the author has leaned on the NOTICING lens in this section.

Think about whether the NOTICING lens is positive or negative intent.





The journey down the Amazon was one that Maia never forgot. In places the river was so wide that she understood why it was called the River Sea and they sailed between distant lines of trees. But sometimes they made their way between islands and then, on the sandbanks, they saw some of the creatures that Maia had read about. Once a litter of capybaras lumbered after their mother and they were close enough to see their funny snouts and sandy fur. Once they passed a tree whose roots had been killed by the rise of the water and its bare branches were full of scarlet and blue parakeets which flew up, screeching, when the boat came passed. And once Maia saw a long grey log lying in the shallows which suddenly came to life.

“Oh look,” she said. “A croc - I mean an alligator. My first one!”, and a man standing close by nodded, and said he was glad that she knew that there were no crocodiles in this part of the world. “You’d be surprised how many people never learn.”




They passed plantations of rubber trees and Indian villages with their houses built to stop them being flooded when the river rose. The Indian children out onto the landing stage and waved and called out, and Maia waved back and didn’t stop till they were out of sight.

Sometimes the boat went close enough to the shore for them to pass by old houses owned by the sugar planters or coffee exporters; they could see the verandas with the families, and dogs stretched out in the shade, and hanging baskets of scarlet flowers.

Porch or balcony usually roofed..

SESSION 3: JOURNEY TO THE RIVER SEA

Key Question 2: Focus: Noticing



Bonus word:
supported

The writer has leant on the NOTICING lens in this extract, probably because we would struggle to know what Maia's surroundings look like otherwise, as it is not a familiar setting to us.


What does this noticing lens suggest about Maia's feelings? Can you write your own sentence to answer the question, using the key bonus word?

ANSWER EXAMPLES ON THE NEXT SLIDE...



SESSION 3: JOURNEY TO THE RIVER SEA

Key Question 2: Focus: Noticing



Bonus word:
supported

The writer has provided plenty of positive noticing sentences throughout Maia's journey down the River Sea. This is supported by the colourful descriptions of 'scarlet and blue parakeets' and 'hanging baskets of scarlet flowers.' This suggests that Maia is feeling happy in her surroundings. The fact that she kept waving until the children were out of sight, and that she was so excited to see her first alligator, further supports this.

10.00 – 10.30: BREAK TIME

- Well done for all of your hard work so far this morning.
- Wash your hands, eat your HEALTHY snack.

60 Second Challenge

Around the World

Do you believe in yourself and keep trying if you drop the ball?

The Physical Challenge

How many times can you pass the ball around your waist in 60 seconds?

If you drop the ball you need to pick it up quickly and carry on.



#StayHomeStayActive

Equipment

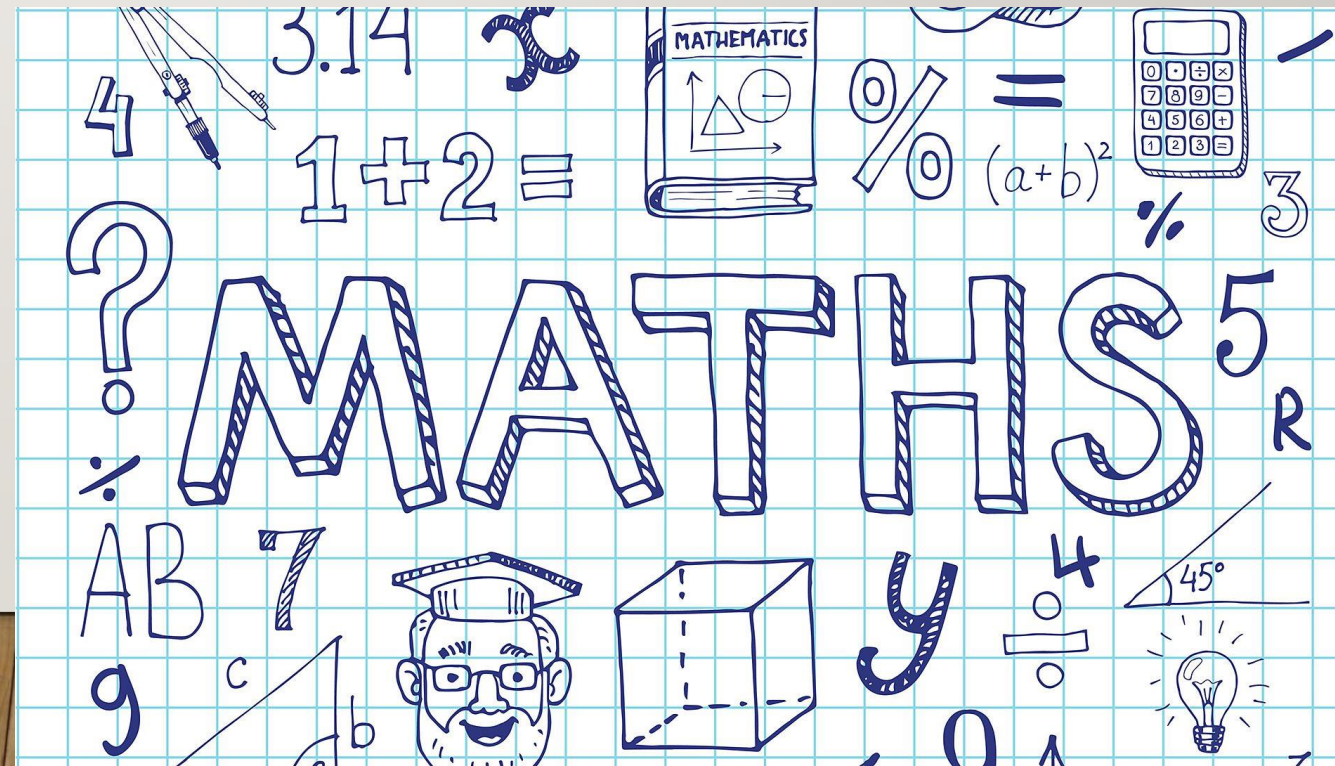
A ball

If you do not have a ball use a pillow or a cuddly toy.

Achieve Gold	
50 Times around your waist.	
Achieve Silver	
40 Times around your waist.	
Achieve Bronze	
30 Times around your waist.	


10.30 – 11.15. MATHS

- SEE THE SEPARATE PPT FOR MATHS.
- REMEMBER TO CLICK ON THE CORRECT YEAR GROUP.



ENGLISH: 11.15 – 12.00

Set up your book like we do in class for sentence stacking lessons. Make a note of your word choices in the top sections. See image below.



Yesterday, our plot point involved what Michael could see on the ship.
Today, we are noticing what is beyond the ship.



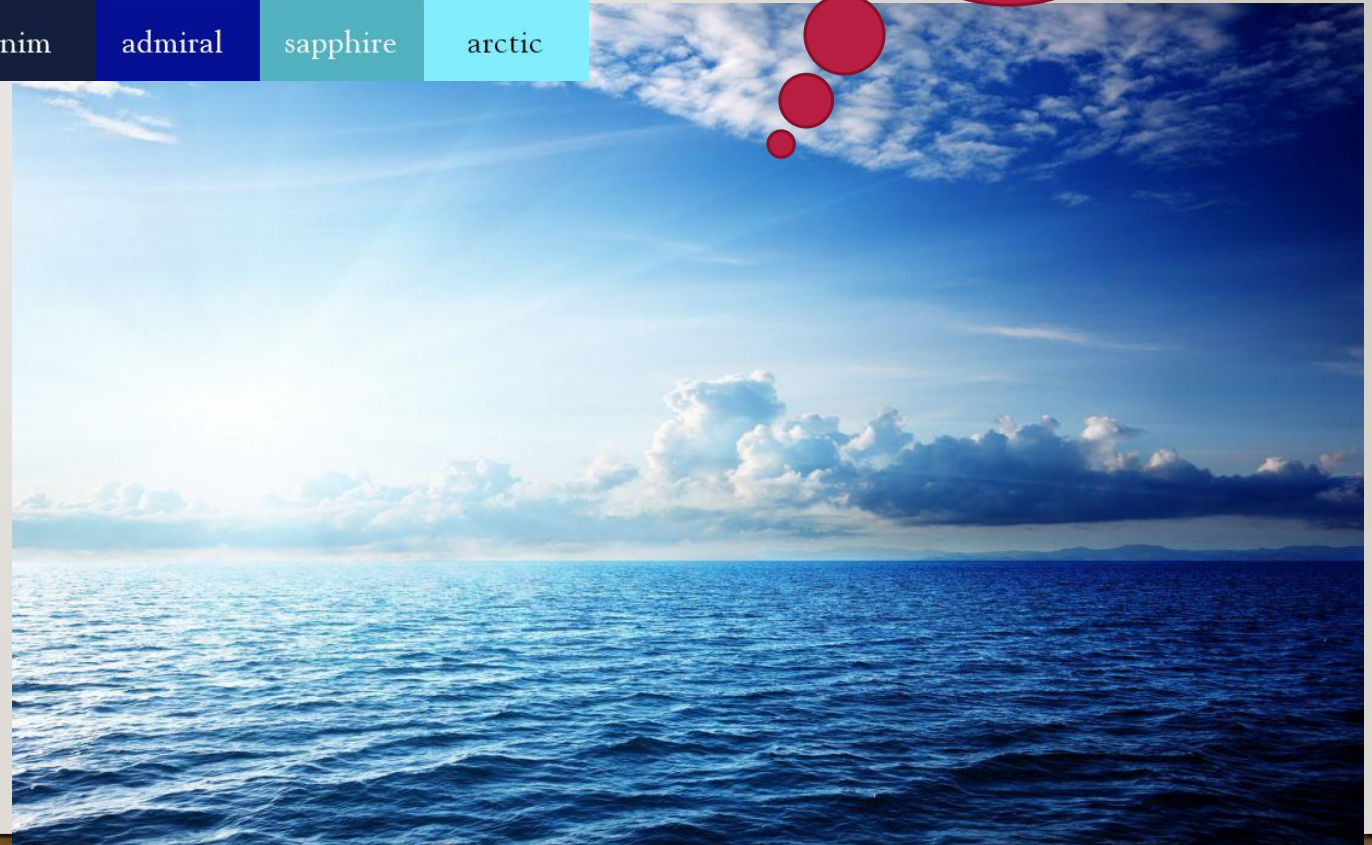
INITIATE: CHUNK 1

blue	slate	sky	navy
indigo	cobalt	teal	ocean
peacock	azure	cerulean	lapis
spruce	stone	aegean	berry
denim	admiral	sapphire	arctic

Precise verbs: undulated,
sparkled, glistened,
shimmered, moved,
reflected, mirrored.

Look at the picture. What words can you think of for the colour blue? Use the Colour Thesaurus to help. We want POSITIVE words that will represent the colour of the ocean.

Conjunctions: as,
while, whilst





MODEL 1: FEELINGS/SIMILE

blue

As I looked out through the portal, the topaz sea glistened magically to the horizon.

Conjunction

Precise verb

Whilst you need to show these three skills, remember that you are free to show these in your own way. Be creative!

INITIATE: CHUNK 2



Gather your own
words to describe the
smell of the sea:

Abstract nouns/emotions:

Freedom
Excitement
Change
Promise
Courage
Bravery
Future
Unknown

Can you add anything here?

MODEL 2:



- Mixed with the scent of sea and salt, I could smell freedom lingering in the air around me.



Smelling lens

A large, dark red, cloud-like thought bubble with three small circles leading up to it.

Abstract noun

A large, dark red, cloud-like thought bubble with three small circles leading up to it.

INITIATE: CHUNK 3 – LEARN COLLECTIVE NOUNS
COLLECTIVE NOUNS (WHAT WE CALL A GROUP OF ANIMALS.
ANIMALS HAVE THEIR OWN COLLECTIVE NOUN. E.G. HERD OF
COWS; FLOCK OF SHEEP; GAGGLE OF GEESE)



Pod of dolphins



Wreck of seabirds



Shiver of sharks



Fever of stingrays



School of fish



Gam of whales

MODEL 3:

- While I watched the waves, shadows moved beneath: a pod of dolphins danced, a shiver of sharks stalked and a fever of stingrays fluttered.

Write your own sentence, listing the creatures using collective nouns.

EDIT!

- Re-read through your work carefully (aloud is best!)
- Edit for basic mistakes.
- Edit sentences. Have you selected the right words for your sentences? Do they sentences flow together?

12.00 - 1.00. LUNCHTIME

- Enjoy your healthy lunch
- Try your best to get some fresh air.

60 Second Challenge

Bean Bag Throw

Can you focus, concentrating on the target?

The Physical Challenge

How many times can you throw a beanbag into a hoop in 60 seconds?

Stand 3 large steps away from the hoop. You need to collect the beanbag and return to the throwing line once thrown.



#StayHomeStayActive

Equipment

A beanbag and a hoop

If you do not have a beanbag or a hoop, why not use a pair of socks and a washing basket instead!

Achieve Gold	
30 Throws	
Achieve Silver	
25 Throws	
Achieve Bronze	
20 Throws	

1.00 – 1.15.WORD OF THE DAY

STEP 1. RECAP: Begin by recapping one or two words that you are still not secure on. Practise these every day in this recap section until you know them inside out! My group – think how long we recapped ‘believe’ and ‘exercise’ until we cracked these...

STEP 2.WEEKLY RECALL: Recap previous day’s word

STEP 3: LEARN NEW WORD

Day	Miss Holland	Mrs Munton	Miss Neagle	Mr Icke
Monday	invention	television	century	official
Tuesday	injection	treasure	woman/women	partial
Wednesday	action	usual/usually	probably	special
Thursday	completion	division	strange	artificial
Friday	hesitation	measure	build	confidential

STEP 4:APPLY NEW WORD TO A SENTENCE

1.15 – 2.15.ART

For Art, we are going to study the American artist Georgia O Keeffe, who was famous for her large scale drawings of flowers.

ART:TASK I

- Go outside and pick a flower that you would like to draw for our first activity (a simple flower would be best). *If you can't find a flower outside then just use an image from the Internet.*
- You have 30 seconds to draw the flower! Don't click again until the 30seconds has finished.
- How much time did you spend looking at the flower whilst you were drawing? This time you get 45s to draw the same flower, but this time you have to spend most of your time looking at the flower rather than your page.
- Lastly, you will repeat the task (draw the flower again). This time you have 1 minute BUT you are ONLY allowed to look at your flower.
- Review – which flower turned out best?



ART:TASK 2

- Read the attached file on Georgia O' Keeffe. This will give an overview of her life and will show you some examples of her work.
- Complete your own mind map about Georgia O Keeffe. This will be simpler than mine, with only the most important facts. But Georgia's name in the middle and put the facts around it.



2.15 – 2.45.TIMES TABLE ROCKSTARS

- Have a go on Garage and Arena for this week to sharpen up your 12x table.



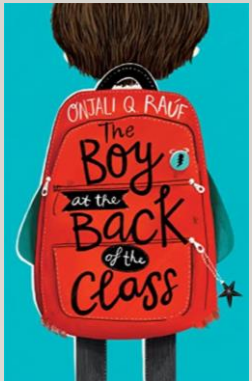
2.45 – 3.00. INDEPENDENT READING

- Remember to read your independent reading book aloud to a grown up at least 3 times a week.

Miss Holland's Weekly Recommendation:

My sentence for today: FANTASTIC Noticing sentence and SIMILE with both POSITIVE intent.

SENTENCE COLLECTOR: She always wears sparkling brooches that look like stars on her dresses.



3:00 – 3:15

KENSUKE'S KINGDOM!



Notice how Michael Morpurgo uses lots of very short sentences when the action is tense. This is a great technique to build tension in your writing.

