



THURSDAY 2<sup>ND</sup> APRIL |

# 9AM – 9.30: PE

- Log onto Joe Wicks (YouTube) at 9am for your live workout to start the day.
- Remember to have a glass of water after you finish.



# KEY QUESTIONS: VOCABULARY (ANSWERS)

1) Find and copy a word that means 'sadness.'

**sorrow**

2) What does the magpie rhyme 'one for sorrow, two for joy' mean?

*One magpie = sadness. Two magpies = happiness. Better not to be alone.*

3) What does the phrase 'must be off' mean?

*Need to go/leave.*

4) What does the author mean by a 'fleeting smile'?

**The smile didn't last long.**

5) 'Return customers are very rare.' What does the man mean by this?

*It is not often that customers come back. Rare means – it hardly happens at all.*

6) What was the colour when Daniel looked out of the window?

*Sepia – the colour of an old photograph.*

PREDICTION: What was the sound that Daniel could hear do you think?

*A fluttering sound suggests it might be a bird. Because Daniel said his favourite bird was a magpie, I think it might be a magpie (or tow).*

He edged forward, his heart racing. When he was close enough, he reached out a trembling hand and slowly...gently...touched the material.

A burst of red velvet, the sound of flapping wings, and two silver birds exploded from behind the curtain. Daniel ducked and spun, and the birds flew across the store and landed on a column of stacked books.

They were magpies. But they were like no magpies Daniel had ever seen.

They were made of brilliant, gleaming silver.

Every feather, delicate as a shaving of ice, reflected the flames of the coal fire. The silver magpies fixed him with shining ruby eyes, twitched their heads to one side.

“How?” whispered Daniel, treading softly towards them, though they did not shy away as he advanced.

When he was close enough, he reached out a hand. “Are you real?”

His fingers touched upon the cool silver of one of the magpie’s wings. The bird let out an indignant call and flapped away, leading its twin back towards the curtain. But when they reached the rich, red velvet. Instead they exploded with a flash and a shower of rubies rained down on the shop floor. Daniel’s mouth was hung open.

“What’s going on out there?” came the shop owner’s voice from behind the curtain.

“What was that sound? Nothing had better be damaged!”

Suddenly unsure of exactly what he had seen, or what kind of place he had stumbled upon, Daniel made for the door. A little bell sang as he dashed out into the rain and down the street.

# KEY QUESTIONS:

- 1) How was Daniel feeling in the first two sentences? How do you know?
- 2) Why has the author used ellipsis (...) in the second sentence?
- 3) What verb shows how the birds appear from behind the curtain?
- 4) Here is a picture of a magpie. Sketch the magpie from the story to show how it is different. Label the magpie, using the text.
- 5) What happened to the birds when they reached the red velvet curtain?
- 6) Can you find an example of personification in the text?



# 10.00 – 10.30: BREAK TIME

Well done for all of your hard work so far this morning.

Wash your hands, eat your HEALTHY snack.

## 60 Second Challenge

### Tuck In Tuck Out

Do you keep trying even when you want to give up?

#### The Physical Challenge

How many times can you tuck your legs up to your chest and then extend them out in 60 seconds?

Bring your legs up to your chest and then fully extend them out.

**#StayHomeStayActive**



#### Equipment

A bench or a step

If you do not have a bench or step complete the challenge in a raised position on the floor.

#### Achieve Gold

15 tuck in tuck outs



#### Achieve Silver

10 tuck in tuck outs



#### Achieve Bronze

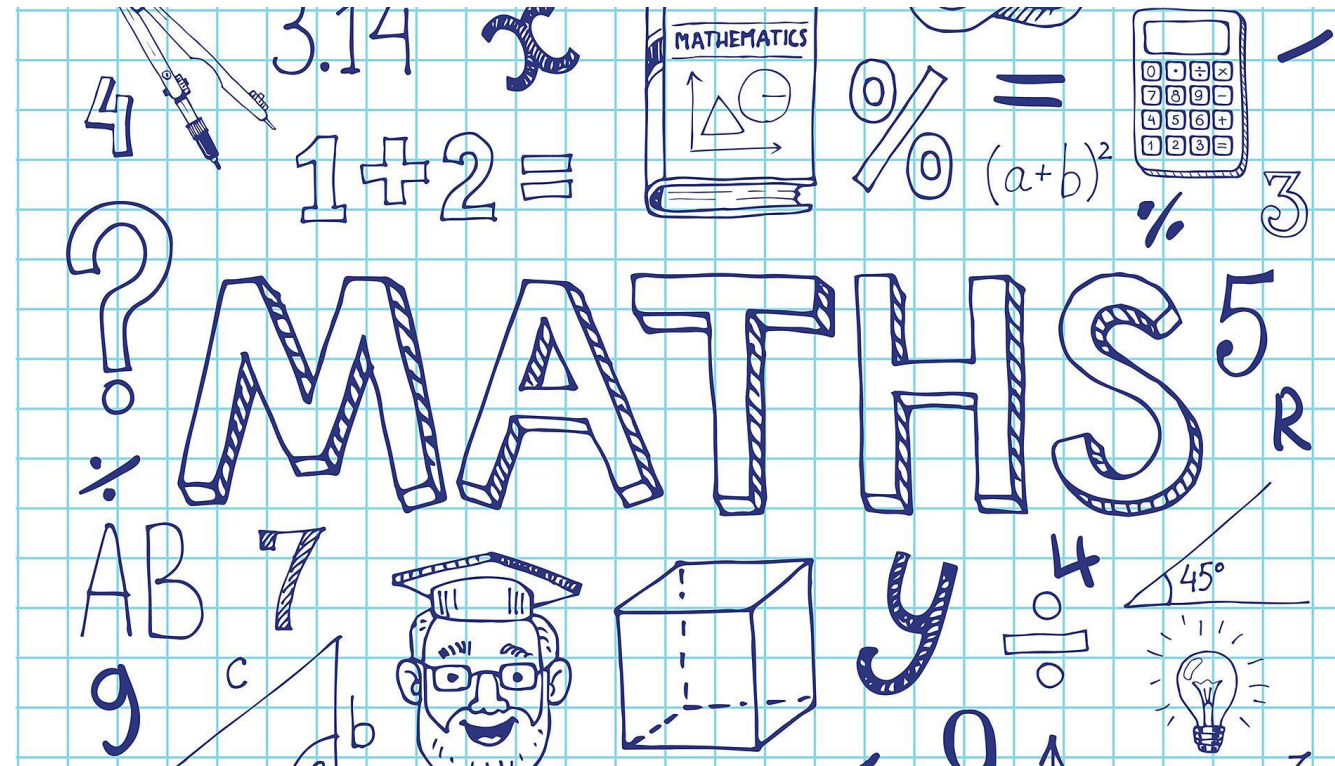
5 tuck in tuck outs



# 10.30 – 11.15. MATHS

SEE THE SEPARATE PPT FOR MATHS.

REMEMBER TO CLICK ON THE CORRECT YEAR GROUP.



# ENGLISH: 11.15 – 12.00

Task 1: Watch the animation La Luna from 1.41 – 2.20. Here is a link:

<https://www.bing.com/videos/search?q=la+luna+animation+video&&view=detail&mid=4C7C5ED1D8F4229485D44C7C5ED1D8F4229485D4&&FORM=VRDGAR&ru=%2Fvideos%2Fsearch%3Fq%3Dla%2Bluna%2Banimation%2Bvideo%26%26FORM%3DVVVXX>

**Plot point 4: Up to the moon**  
Time: 1:41 – 2:20





# INDEPENDENT WRITE:

- Today we are going to write the fourth chunk of the film clip. I will provide a model still, and a success criteria, but I'd like you to have the freedom to put your own spin on it.
- See the next slide for the model.

# INDEPENDENT WRITE: MODEL

Before Luca had even had time to gaze at the moon, Papa passed him the boat's anchor. He was about to throw it overboard when his Papa stopped him, pulling a long ladder from beneath his seat. Luca's eyes widened. Dumbstruck, Luca strapped the heavy anchor to his back and started to climb. ‘

“Where am I going and why do I need this anchor?” the bewildered boy whispered to himself.

Glancing down at his family, the dazzling reflection on the water comforted him as he climbed higher and higher. When he reached the top, he gulped and stared in amazement, at the surface of the moon: golden, gleaming, glittering.

## SUCCESS CRITERIA

-Time adverbials

Recap: Speech punctuation

Feelings

Ing clause

Deepen: List of 3 adjectives introduced by a colon. Modelled  
Could you personify the water? Not modelled.

# REREAD YOUR WORK TO ENSURE THAT IT MAKES SENSE.

Edit:

- Basic spelling and punctuation errors
- Make sure it makes sense
- Against success criteria, making sure you add in the features that you are trying to include, if they are not already there.

# 12.00 - 1.00. LUNCHTIME

Enjoy your healthy lunch

Try your best to get some fresh air.

## 60 Second Challenge

### Star Jumps

Can you maintain your technique even when you are tired?

**The Physical Challenge**

How many star jumps can you complete in 60 seconds?

Make sure you clap your hands above your head and bring your feet together.

**#StayHomeStayActive**



**Equipment**

Just yourself and enough space on the floor!

Why not compete against a family member?

**Achieve Gold**  
60 Star Jumps 

**Achieve Silver**  
45 Star Jumps 

**Achieve Bronze**  
30 Star Jumps 

# 1.00 – 1.15. WORD OF THE DAY

My group: Revise words with a ch (making a ck sound). E.g. stomach, character, echo

If you want to, you could make a wordsearch for these words.

**STEP 1. RECAP:** Begin by recapping one or two words that you are still not secure on. Practise these every day in this recap section until you know them inside out! My group – think how long we recapped ‘believe’ and ‘exercise’ until we cracked these...

**STEP 2. WEEKLY RECALL:** Recap previous day’s word

**STEP 3: LEARN NEW WORD**


Day	Miss Holland	Mrs Munton	Miss Neagle	Mr Icke
Monday	stomach	No new words – revise old words and make sure you are secure on these.	height	interfere
Tuesday	desperate		straight	convenience
Wednesday	/ (revision)		opposite	mischievous
<b>Thursday</b>	<b>/ (revision)</b>		<b>February</b>	<b>bruise</b>
Friday	/(revision)		forward/forwards	amateur

See following slides for example and blank wordsearch template)

**STEP 4: APPLY NEW WORD TO A SENTENCE**

C	H	A	R	A	C	T	E	R	L
S	W	V	T	R	T	W	Q	I	S
S	R	I	C	S	X	G	M	Y	R
X	T	J	K	D	F	A	O	W	Y
L	R	O	D	N	B	I	N	U	O
P	Q	B	M	T	I	O	A	U	H
K	W	X	Y	A	L	M	R	Z	C
G	E	Z	R	E	C	R	C	F	E
R	T	S	H	Z	S	H	H	H	G
Q	U	C	H	A	O	S	L	M	S

Can you find the 5 hidden 'ch' as 'ck' words in the wordsearch?



# 1.15 – 2.45. TOPIC (DT)

Today we are going to MAKE THE PURSE, using the material and thread in your pack.

STEP 1: Look over your plans, and draw out your shapes on the material (remember to check the sizes from your plan).

STEP 2: Cut out your shapes carefully.

STEP 3: Sew your design onto the material first

STEP 4: Sew your shapes together.

NOTE: If you don't want your stitches to show, you can sew then turn the purse/wallet inside out. However, if you do this, then your design will need to be facing inside before you sew your shapes together.

STEP 5: Sew on a button, if you like, to finish it off.



## 2.45 – 3.00. TIMES TABLE ROCKSTARS

Have a go on Studio and see how many you can get right in the time set.

Can you reach the following levels?

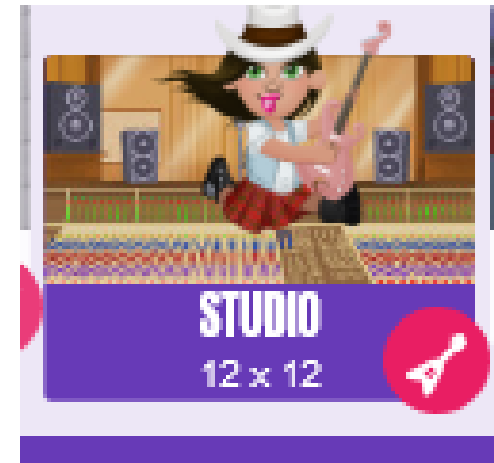
LEVEL 1: Bronze (10+correct)

LEVEL 2: Silver (20+correct)

LEVEL 3: Gold (30+correct)

LEVEL 4: Platinum (40+ correct)

LEVEL 5: Beat Miss Holland level! Beat my top score of 47!



3:00 – 3:15

KENSUKE'S KINGDOM!



Vocabulary:

*Find out the meaning of these words.*

- Tanker
- Rudder
- Gannets

