



Happy April Fools' Day!

**WEDNESDAY 1<sup>ST</sup> APRIL** |

# 9AM – 9.30: PE

- Log onto Joe Wicks (YouTube) at 9am for your live workout to start the day.
- Remember to have a glass of water after you finish.



# KEY QUESTIONS: RETRIEVAL ANSWERS

- 1) Find and copy TWO WORDS that describe the sound of the fire.

Snapped and cracked

- 2) Why is Daniel an orphan?

Dad died at sea, then his Mum died a few years later (text suggests she struggled without Dad).

- 3) What did Daniel's dad do as a job?

Fisherman

- 4) What unkind thing does Spud and his gang do?

They take things from other children. It is especially unkind that they take reminders of the children's parents.

- 5) How had Daniel upset Spud and his gang?

Stood up to them, by getting everyone's things back and by encouraging the other children to stand up to them together.

- 6) What do Daniel and the man in the shop have in common?

They both have/are being bullied.

He turned and wandered towards a velvet curtain of rich, deep crimson at the back of the shop. As he reached for the curtain, he paused.

“Daniel, do you have a favourite animal?”

“Animal?” Daniel thought for a moment. “It’s a bit weird,” he said, “but I like magpies. People say they’re the cleverest of the birds. There’s a rhyme about them...”

“Ah,” said the man in the suit, “one for sorrow, two for joy.”

“Aye, that’s the one.”

“Very good,” said the shopkeeper. He smiled to himself, then said, “Well, I must be off.”

“See you,” said Daniel. “Hey, maybe I’ll come back and buy something from you one day.”

A fleeting smile crossed the man’s face. “Oh I wouldn’t be too sure. Return customers are very rare in this place.”

And with that he was through the curtain and away.

Daniel peered out of the window, which was tainted sepia so that the outside looked like an old photograph. Grey Glasgow rain had begun to fall in fat drops. Puddles were already gathering on the road.

Spud Harper and his gang were long gone, but Daniel was keen to have one last look around before he left. He wandered towards a table scattered with metal toy soldiers. He picked two of the soldiers up, imagining that one was himself and the other Spud Harper, and staged a fight between the two.

Daniel’s soldier was about to throw Spud off the table when something startled him, a soft, fluttering sound. He dropped the toys and stared at the red curtain to the back of the shop. Another flutter. The curtain waved gently.

# KEY QUESTIONS: VOCABULARY

- 1) Find and copy a word that means '**sadness.**'
  - 2) What does the magpie rhyme '**one for sorrow, two for joy**' mean?
  - 3) What does the phrase '**must be off**' mean?
  - 4) What does the author mean by a '**fleeting smile?**'
  - 5) '**Return customers are very rare.**' What does the man mean by this?
  - 6) What was the colour when Daniel looked out of the window?
- PREDICTION: What was the sound that Daniel could hear do you think?

# 10.00 – 10.30: BREAK TIME

Well done for all of your hard work so far this morning.

Wash your hands, eat your HEALTHY snack.

## 60 Second Challenge

### Tap Up Tennis

Do you ask for help if you find it hard?

#### The Physical Challenge

How many times can you tap up a tennis ball on a racket in 60 seconds?

If the ball touches the floor, time continues but your score freezes until you start tapping again!



**#StayHomeStayActive**

#### Equipment

A tennis racket and a ball

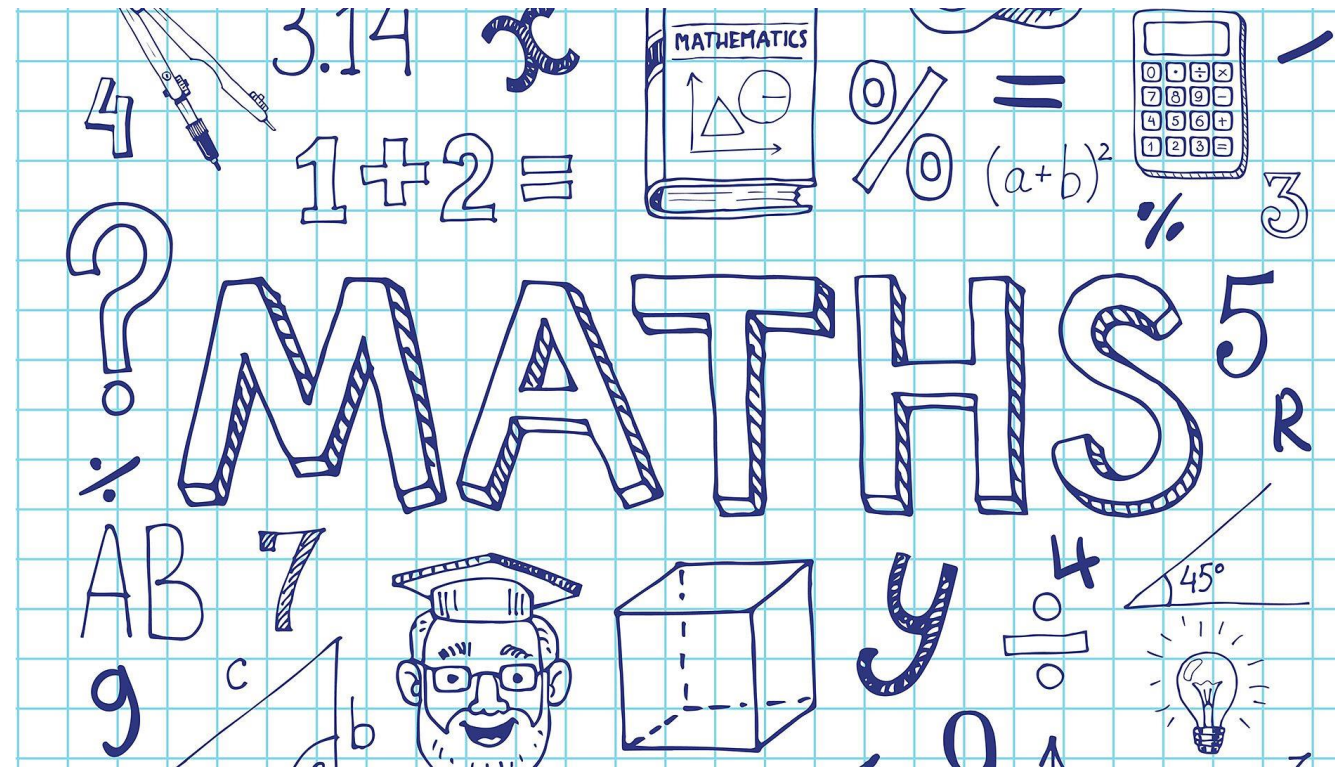
If you do not have a racket and ball, use a frying pan and a pair of socks!

<b>Achieve Gold</b>	
60 Tap Ups	1
<b>Achieve Silver</b>	
45 Tap Ups	2
<b>Achieve Bronze</b>	
30 Tap Ups	3

# 10.30 – 11.15. MATHS

SEE THE SEPARATE PPT FOR MATHS.

REMEMBER TO CLICK ON THE CORRECT YEAR GROUP.



# ENGLISH: 11.15 – 12.00

Task 1: Watch the animation La Luna (from 1.06-1.40). Here is a link:

<https://www.bing.com/videos/search?q=la+luna+animation+video&&view=detail&mid=4C7C5ED1D8F4229485D44C7C5ED1D8F4229485D4&&FORM=VRDGAR&ru=%2Fvideos%2Fsearch%3Fq%3Dla%2Bluna%2Banimation%2Bvideo%26%26FORM%3DVDDVXX>

- Today we are going to write the **third** chunk of the film clip.
- I will provide a model, bit by bit (like we do in class) and I'd like you to follow the plot and practise the key teaching point.

Plot point 3: The long wait  
Time: 1:06 – 1:40



Plot point 2: Starting work



# INITIATE — NON-FINITE CLAUSES

- **Ing clauses** (non-finite clauses) can be used to vary your sentence openers...as we know it is boring when all of our sentences begin in the same way.
- They are non-finite because the verb does not signal tense.
- Usually part of a subordinate clause, so needs a main clause to support it.
- We often use a non-finite clause when the subject is the same in both the main (makes sense on its own) and subordinate (doesn't make sense on its own) clause.

E.g. **Staring towards the water**, Luca spotted a glowing orb appear from below the horizon.

- In the example sentence, 'staring towards the water' is not a complete sentence. This makes it a subordinate clause as it cannot be used on its own.
- Both clauses have Luca as the subject (Luca is staring/and spotted the moon)



# 1<sup>ST</sup> SENTENCE STACK: NOTICING LENS

Staring in wordless silence, Luca gazed up at his Papa and Grandpa - both solemn faced. Suddenly, Luca noticed his Papa gently scratch his moustache-covered nose. He mirrored this gesture by slowly bring his hand up to his own nose.

NOW USE THE MODEL TO WRITE YOUR OWN DESCRIPTION:

- Ing clause
- Word for serious (see the synonyms below for ideas)

## synonyms

Serious:

solemn · earnest · grave · sober · sombre · unsmiling · poker-faced · stern · grim · dour ·  
humourless · stony-faced · thoughtful · preoccupied · deep in thought · pensive · meditative ·  
ruminative · contemplative · introspective · staid · sedate · studious · bookish

# INITIATE: ADVERBIALS OF TIME

REMEMBER! ADVERBS SIGNAL:

T = Time (when)

R = Reason (why)

And

M = Manner (how)

P = Place (where)

Time adverbials: How can we show a short amount of time?

- In the next moment,
- A few seconds later,
  - Just then,

- Can you add 3 more examples of your own?

## 2<sup>ND</sup> SENTENCE STACK

**In the next moment**, his elderly Grandpa itched inside his wrinkly ear, and again, Luca copied. Neither his Grandpa nor Papa took any notice of him.

NOW USE THE MODEL TO WRITE YOUR OWN DESCRIPTION

- **Adverbial of time.**
- Action of Grandpa

# INITIATE - VOCABULARY

Step-by-step guide to using a thesaurus on the computer.

1. Think of your own words to describe the moon (I've chosen 3).


- shining
- bright
- tremendous

2. Use Google to look up synonyms for each of these words (one example here – you can do the oth

3. Select which words might make sense (not all of them will so beware!) I have chosen: illuminating, dazzling, gleaming and glistening).

4. You are now ready to choose one for your writing.

## shining

[ˈʃaɪnɪŋ] 

ADJECTIVE

1. giving out or reflecting bright light.

"a shining expanse of water"

**synonyms**

gleaming · bright · illuminated · lit · lighted · ablaze · brilliant · lustrous · glowing · glinting · sparkling · coruscating · twinkling · flickering · glittering · glistening · shimmering · flashing · dazzling · glaring · luminous · luminescent · incandescent · phosphorescent · fluorescent · glistening · irradiant · lucent · lucid · lambent · effulgent · refulgent · fulgurating

# 3<sup>RD</sup> SENTENCE STACK

He stared up at them - **confused**. **What had he done wrong?** At that moment, a gigantic orb rose from the horizon, **illuminating** the boat in a **dazzling**, white light.

NOW USE THE MODEL TO WRITE YOUR OWN DESCRIPTION

- **Feeling** (use a dash to introduce the feeling of the boy)
- **Rhetorical question**
- **Vocabulary**

DEEPEN: Can you spot my metaphor? Can you use a metaphor or simile of your won to describe the moon?

# 12.00 - 1.00. LUNCHTIME

Enjoy your healthy lunch

Try your best to get some fresh air.

## 60 Second Challenge

### The Plank

Can you focus and show self belief even though it is hard?

#### The Physical Challenge

Can you hold the 'plank' position for 60 seconds?  
Make sure you keep your bottom down and back straight. Keep your forearms on the floor.



#### #StayHomeStayActive

#### Equipment

Just yourself and enough space on the floor!  
Who can hold the plank position longest in your family?

<b>Achieve Gold</b> 60 seconds or more	
<b>Achieve Silver</b> 45 seconds or more	
<b>Achieve Bronze</b> 30 seconds or more	

# 1.00 – 1.15. WORD OF THE DAY

**STEP 1. RECAP:** Begin by recapping one or two words that you are still not secure on. Practise these every day in this recap section until you know them inside out! My group – think how long we recapped ‘believe’ and ‘exercise’ until we cracked these...

**STEP 2. WEEKLY RECALL:** Recap previous day’s word

**STEP 3: LEARN NEW WORD**

Day	Miss Holland	Mrs Munton	Miss Neagle	Mr Icke
Monday	stomach	No new words – revise old words and make sure you are secure on these.	height	interfere
Tuesday	desperate		straight	convenience
<b>Wednesday</b>	<b>/(revision)</b>		<b>opposite</b>	<b>mischievous</b>
Thursday	/(revision)		February	bruise
Friday	/(revision)		forward/forwards	amateur

**STEP 4: APPLY NEW WORD TO A SENTENCE**

My group: Revise words with a ch (making a sh sound).  
E.g. chef, chalet, champagne.


If you want to, you could make a wordsearch for these words.

See following slides for example and blank wordsearch template)



C	H	A	M	P	A	G	N	E	L
S	W	V	T	R	T	W	Q	I	S
R	R	I	C	S	X	G	H	Y	R
X	I	J	K	D	F	A	S	W	Y
L	R	C	D	N	B	I	C	U	F
P	Q	B	O	T	I	O	H	U	E
K	W	X	Y	C	L	M	A	Z	H
G	E	Z	R	E	H	R	L	F	C
R	T	S	H	Z	S	E	E	H	G
Q	U	I	C	H	E	P	T	M	S

Can you find the 5 hidden 'ch' as 'sh' words in the wordsearch?



# 1.15 – 2.15: DT

On your prototype (from Monday's lesson), I would like you to sketch a simple design to the front of the purse/wallet that is related to the Tudors. E.g. Initials, a simple rose, crown...

This needs to be simple as you will have to sew it! You can colour this in using pencil crayons/felt tips. Check the colours of thread that I gave you before colouring!



Using cross stitch is recommended for your decoration, so watch the video on cross stitch before trying this out on your binka.



## 2.15 – 2.30. TIMES TABLE ROCKSTARS

Have a go on Studio and see how many you can get right in the time set.

Can you reach the following levels?

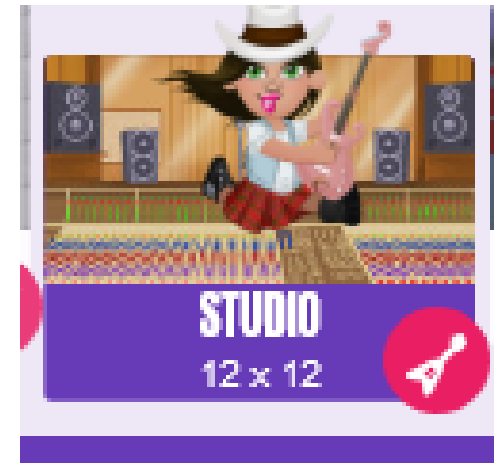
LEVEL 1: Bronze (10+correct)

LEVEL 2: Silver (20+correct)

LEVEL 3: Gold (30+correct)

LEVEL 4: Platinum (40+ correct)

LEVEL 5: Beat Miss Holland level! Beat my top score of 47!



## 2.30 – 3.00. MUSIC



Click the 'Music' section on the school webpage to find out your task for this week.

It is to learn the song One Moment, One People using the following link:

<https://www.singup.org/home-schooling>

It is a beautiful song and I hope you enjoy singing it.

**NOTE: IF YOU PLAY AN INSTRUMENT, MAKE SURE THAT YOU SPEND HALF OF THIS MUSIC SLOT PRACTISING IT.**

3:00 – 3:15

KENSUKE'S KINGDOM!

Chapter 2:

This Chapter reflects our lives a little at the moment, with being 'stuck on board' and with the 'schoolwork.'

I wish we could see porpoises, dolphins and whales though like Michael!

