


Learning Objective:


Can I say, write and read the digraph 'ir'.



Revisit/ Review:

The boy had a dream that he was
found laying on a fried crayon!


Can you spot the Phase 5 sounds
we have learnt in these words?



Revisit/ Review:

The boy had a dream that he was
found laying on a fried crayon!

Did you spot them all?



Teach:

ir



- **ir** is a phoneme and digraph.
- **i** and **r** join together to make **ir**. It is normally found in the middle of words
- It makes the same sound as **er** and **ur**

.



Practice:

Use these graphemes to build 'ir' words and write them in your book.

You can use each grapheme more than once.

ir

th

t

ee

n

sh

y

s

b

d


g

l

f



Did you make any of these words?
Did you make any different words?



Phase 5 ir Grapheme Wordmat

twinkl
www.twinkl.co.uk
Copyright 2015



skirt

13

thirteen

sir

30

thirty



girl

girth



shirt



thirsty



stir

first



bird

birth




Apply:

Can you have a go at reading these questions?

Can a girl put on a skirt that twirls?

Is your birthday the first or the third?

Can a girl annoy a boy?



Tricky words:

Mr

Mrs

looked

called

asked

Read, say, spell and write.

