



Good morning Kelmarsh,

A smurftastic joke to start the day,

*What do you get if you cross a Smurf with a cow?
Blue cheese.*

As you can see, Millie, Isla and I enjoyed watching the Smurf movie last night once we finished our home learning and chores. I used to collect Smurfs when I was little and the girls have Mr Thornely's Smurf duvet from when he was a little boy. I wonder if Trolls will still be going strong when you have children?



I had a lovely message today from one of you saying how well you are doing with your reading and how much you enjoyed listening to me read, Pete the Cat and his White Shoes. If you haven't checked out the, "Story Time" section in our *Class Work for School Closure* then please do. You will see members of our school team sharing different stories. Don't forget to hit the 'like' button on your favourites!

Love Mrs Thornely

L.O. Can I recognise odd and even numbers?

Answers

: Complete the odd and even number sequences.

Odd/even missing number sequences:

12	14	16
----	----	----

19	17	15
----	----	----

9	11	13	15	17
---	----	----	----	----

L.O. Can I recognise odd and even numbers?

Answers

5 6 10 9 1 15 16 19 11

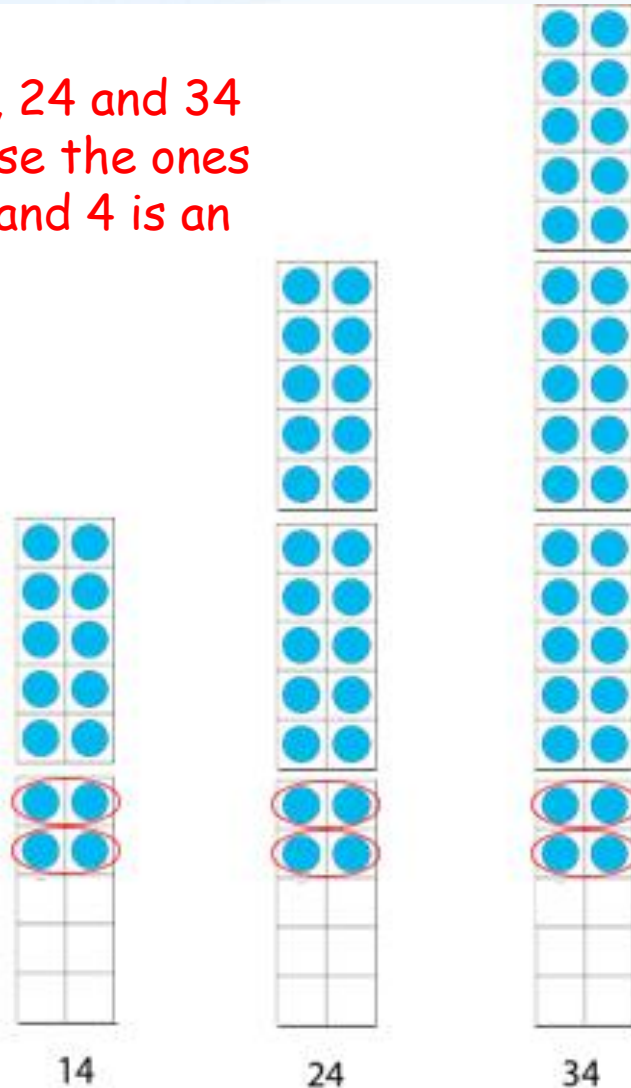
Odd			Even		
5	9	1	6	10	
15	19	11	16		

*Parent/
carers tip:
Make sure
your child is
using the
ones digit to
determine
whether a
number is
odd or even.*

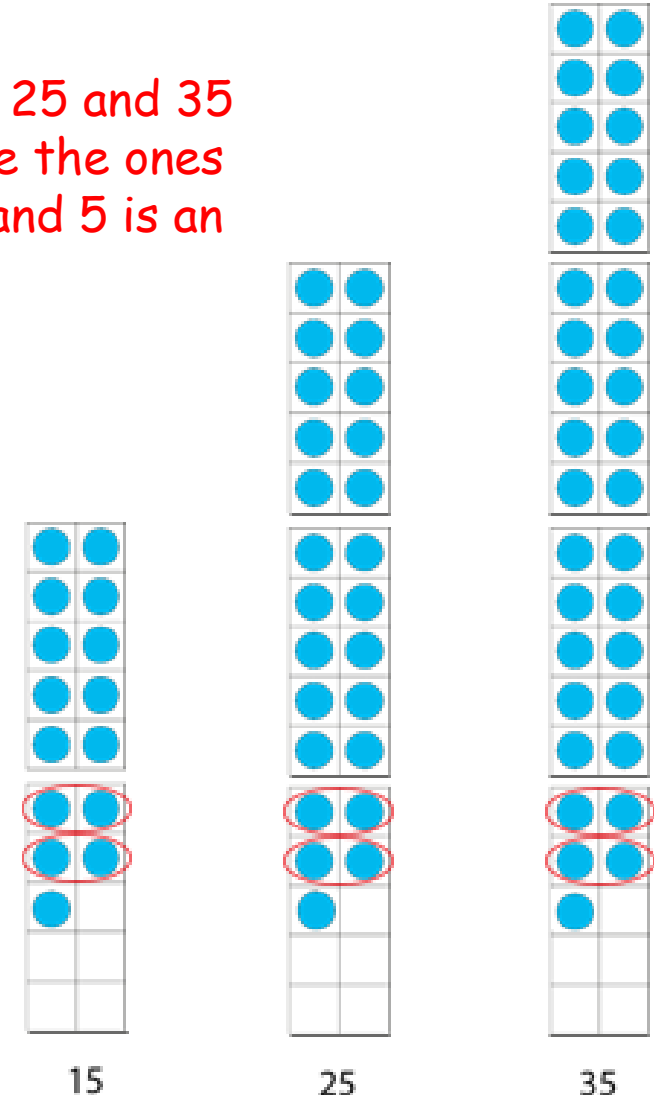
L.O. Can I recognise odd and even numbers?

Apply : True or false. These numbers are odd. **Prove it!**

I know that 14, 24 and 34 are even because the ones digit ends in 4 and 4 is an even number.



I know that 15, 25 and 35 are odd because the ones digit ends in 5 and 5 is an odd number.



Welcome to Kelmarsh Online

dohb reyah oo trah
*(Parents/ carers – our language of the
term is Russian. This is how we say
good morning when we do the register.)*



Today's Timetable	Kelmarsh
Lesson 1	Spelling test/ Book Talk
Lesson 2	Maths
Break	
Lesson 3	Phonics/ Word of the Day
Lesson 4	English
Break/ Lunch	
Lesson 5	Art
Lesson 6	

*Parents/carers tip:
this follows our
typical daily
timetable*

*However, you might
want to start the
day with ...*

*We are in the
Thornely house!*



Spelling Test *(Parent/ cares please test your child on this week's spellings)*

Mrs Maloney

- fast
- last
- past
- father

Mrs Thornely


- want
- watch
- was
- wand
- squash



Book Talk

The Elves and the Shoemaker (Part 3)

By Jim LaMarche (Retold from the Brothers Grimm)



Parents/carers tip: the children know what we do in book talk. Please go onto the next slide once you have read the title and author with the child – text for this book is included in the PowerPoint

Reading Skills Key Stage 1



Predict





Retrieve



Sequence



Infer



Visualise



Clarify



Question



Vocabulary




Decoding

Parents/carers tip: the focus today is on the two reading skills with orange arrows

Book Talk

Parents, carers,

These are key words in the text that the children might find tricky to read or unsure of the meaning. I normally read the word and get the children to echo. I then tell them the meaning and put it in a sentence to make it sense for them. We then talk about the word class (right hand column)



Vocabulary

Word	Definition	Word class
scuttle	To move or run as if in a hurry; scurry.	verb
shod	Wearing shoes.	verb
elves	An imaginary small creature that looks like a human and has magical powers.	noun
sturdy	Strong, solid	adjective
delicate	Dainty, elegant, fine - could break easily.	adjective
<div>clogs</div> <div>  </div>	A shoe with a thick wooden sole.	noun

Handy hints for word reading

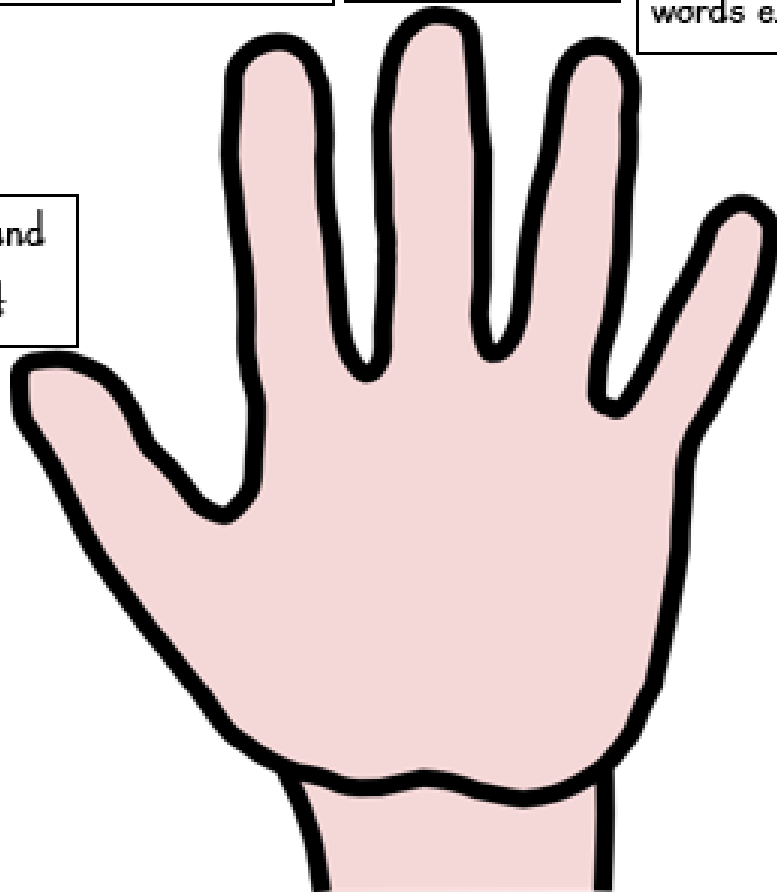
Look for digraphs (two letter strings e.g. sh- th) and trigraphs (three letter string e.g. -ing -lch)

Chunk it
e.g. c-a-ll-le

Words within words e.g. glove

Sound it

Does it make sense in the sentence?



Decoding



Reading the text

Parents/carers,

In class we split into ability groups and take it in turns to read the text – using the handy hints help us decode tricky words.

One group always has an adult with them. Here, the adult will model reading the text on day one. Then on day two the children will begin to read the text with the adult supporting. Your child will know if they usually work with Mrs Maloney during book talk.

I normally change the text every two to three days but the questions will differ daily. Re-reading the same text encourages confidence, fluency and expression.

As the clock struck midnight, they heard the creak of a window and the scuttle of small feet. Peeking out from behind the coats, they saw two tiny children sneak into the workshop. They were poorly shod, and they wore only raggedy sacks for warmth.

"Elves" the shoemaker's wife whispered.

The tiny elves tiptoed across the room and climbed up onto the table. Then, humming and whistling, they began to stitch and sew and hammer so quickly with their little fingers that the shoemaker and his wife could not believe their eyes.

The elves did not stop until all the shoes were finished and stood lined up on the table: sturdy riding boots, delicate slippers, feather-light dancing shoes and heavy clogs for work. Then the elves tiptoed out of the workshop, up the stairs and out the window.

Using the text, put these events in the order they happened.

Order them using the numbers 1-4.

Events	Order
The elves left out of the window	
The clock struck midnight	
The elves stitched and hammered	
The elves sneaked into the workshop	



Infer

"Elves" the shoemaker's wife whispered.

Why do you think the shoemaker's wife was whispering?

I think the shoemaker's wife was whispering because ...



... they saw two tiny children sneak into the workshop. They were poorly shod, and they wore only raggedy sacks for warmth.

Infer

Why do you think the elves had poor quality shoes and sacks as clothes?

I think the elves were dressed this way because ...

A stylized landscape illustration featuring rolling green hills in the foreground, a small tree with a brown trunk and purple and pink foliage on the left, and blue and white wavy hills in the background under a blue sky.

Maths

*Parents/carers tip: we are now moving into our
maths class*

Number names from zero to one hundred

To count things, you need to know the number names, the order they come in, and what each number means.

Year 2s should be able to write these numbers correctly (not reverse) and spell them in words. Over the next few weeks help your child practise.

1	one
2	two
3	three
4	four
5	five
6	six
7	seven
8	eight
9	nine
10	ten
11	eleven
12	twelve
13	thirteen
14	fourteen
15	fifteen
16	sixteen
17	seventeen
18	eighteen
19	nineteen
20	twenty

21	twenty-one
22	twenty-two
23	twenty-three
24	twenty-four
25	twenty-five
26	twenty-six
27	twenty-seven
28	twenty-eight
29	twenty-nine
30	thirty
31	thirty-one
32	thirty-two
33	thirty-three
34	thirty-four
35	thirty-five
36	thirty-six
37	thirty-seven
38	thirty-eight
39	thirty-nine
40	forty
41	forty-one
42	forty-two
43	forty-three
44	forty-four
45	forty-five
46	forty-six
47	forty-seven
48	forty-eight
49	forty-nine
50	fifty

51	fifty-one
52	fifty-two
53	fifty-three
54	fifty-four
55	fifty-five
56	fifty-six
57	fifty-seven
58	fifty-eight
59	fifty-nine
60	sixty
61	sixty-one
62	sixty-two
63	sixty-three
64	sixty-four
65	sixty-five
66	sixty-six
67	sixty-seven
68	sixty-eight
69	sixty-nine
70	seventy
71	seventy-one
72	seventy-two
73	seventy-three
74	seventy-four
75	seventy-five
76	seventy-six
77	seventy-seven
78	seventy-eight
79	seventy-nine
80	eighty

81	eighty-one
82	eighty-two
83	eighty-three
84	eighty-four
85	eighty-five
86	eighty-six
87	eighty-seven
88	eighty-eight
89	eighty-nine
90	ninety
91	ninety-one
92	ninety-two
93	ninety-three
94	ninety-four
95	ninety-five
96	ninety-six
97	ninety-seven
98	ninety-eight
99	ninety-nine
100	one hundred

Counting tip

Read down the list, saying each number in turn. Practise 0 to 10, then 0 to 20, and so on. Then try it without looking.


To count backwards, read numbers upwards, from the bottom of the list.

L.O. Can I add 3 numbers and bridge 10?

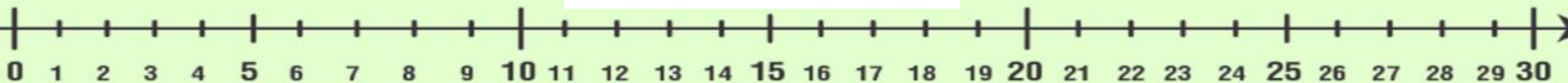
Warm up: What I should know! My number facts that make 10

<https://www.youtube.com/watch?v=ID9tjBUiXs0> Song


Rainbow to 10



$0 + 10 = 10$	$10 + 0 = 10$
$1 + 9 = 10$	$9 + 1 = 10$
$2 + 8 = 10$	$8 + 2 = 10$
$3 + 7 = 10$	$7 + 3 = 10$
$4 + 6 = 10$	$6 + 4 = 10$
$5 + 5 = 10$	$5 + 5 = 10$



Parent/ carer,
In Year 1,
children should be
able to recite
these quickly. So if
your child isn't
quick, or is using
their fingers they
will need plenty of
practise with this.

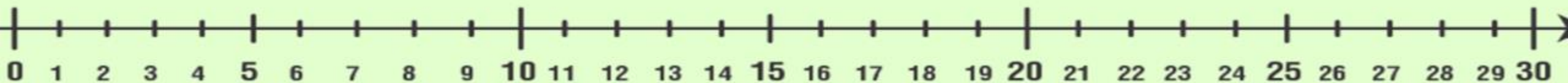


L.O. Can I add 3 numbers and bridge 10?

Warm up: What I should know!

Fill in the missing squares, using the numbers 0, 1, 2, 4, 5 and 6, so that each row and column adds up to the same number.

3	3	3




L.O. Can I add 3 numbers and bridge 10?

Model: What I should know! Hunt for 10 before add on

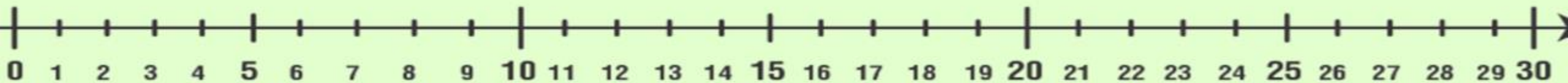
$$5 + 6 + 5 = 16$$

10



Parents/ carers,

Encourage your child to find pairs of 10 first, and then count on.



L.O. Can I add 3 numbers and bridge 10?

Practise: What I should know! Hunt for 10 before you add on

'Fill in the missing numbers.'

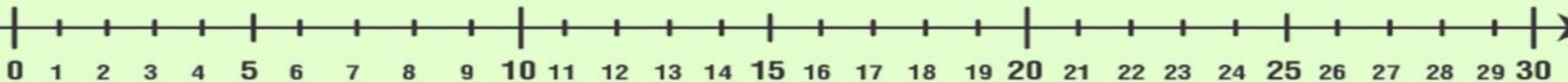
$$5 + 6 + 5 = \square$$

$$3 + 3 + 7 = \square$$

$$7 + 4 + 3 = \square$$

$$8 + 4 + 2 = \square$$

$$2 + 8 + 6 = \square$$



L.O. Can I add 3 numbers and bridge 10?

Practise: What I should know! Try and hunt for 10 before add on.
Make the following table in your home learning book.

Make ten where possible.

$$7 + 5 + 5$$

$$7 + 6 + 2$$

$$1 + 3 + 9$$

$$4 + 8 + 5$$

Can make 10	Cannot make 10

L.O. Can I add 3 numbers and bridge 10?

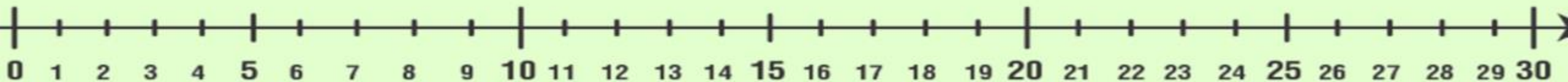
Practise: What I should know! Try and hunt for 10 before add on.
Make the following table in your home learning book.

Two pairs of number bonds to ten:

$$2 + 4 + 6 + 8 = \square$$

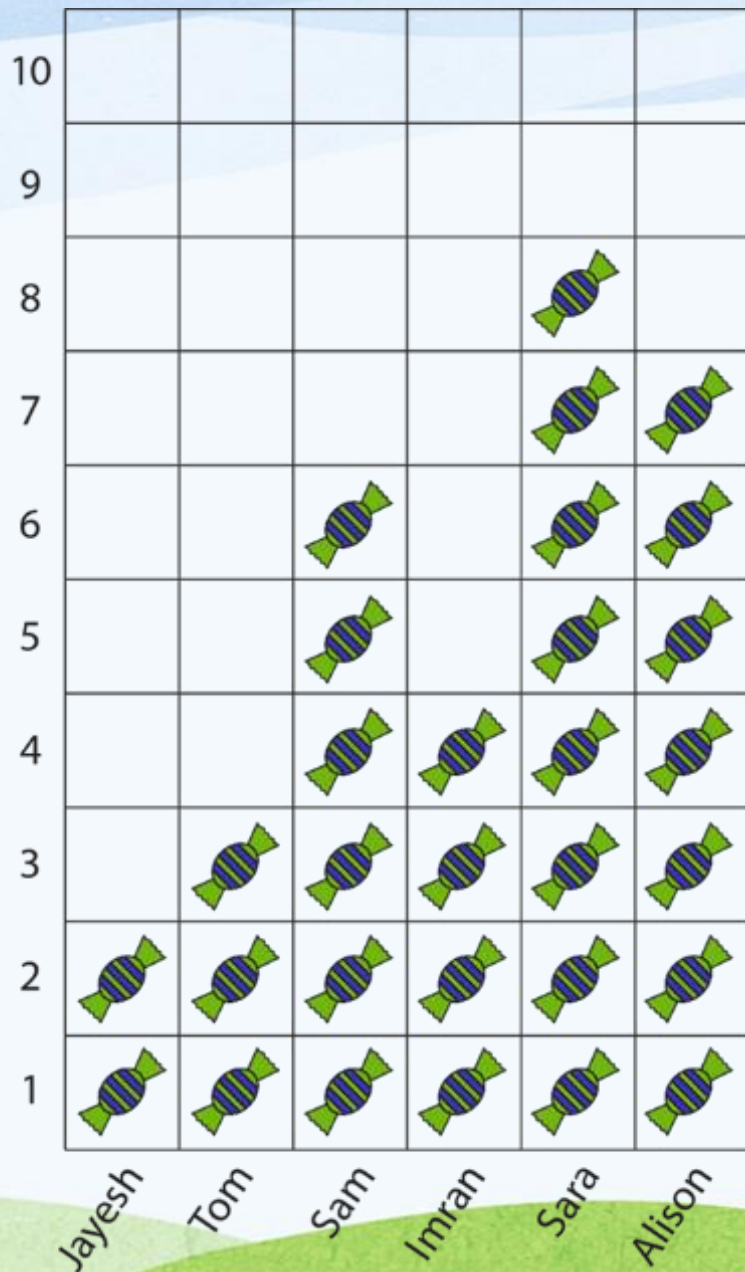
Three addends sum to 10:

$$8 + 3 + 6 + 1 = \square$$



L.O. Can I add 3 numbers and bridge 10?

Number
of sweets



Apply:

- 1) How many sweets do Jayesh, Sam and Sara have? _____ sweets
- 2) How many sweets does Tom, Imran and Alison have? _____ sweets
- 3) How many sweets does Sam, Sara and Imran have? _____ sweets

CHALLENGE: Go back and say whether your answer is odd or even


Parent/ carer,
Make sure that your child is hunting for 10 and then counting on.

More practise:

Don't forget to go on Numbots!

Take a break!





Phonics/ Word of the Day

*Parents/carers tip: we are now moving into our
Phonics class*

Review - ea digraph (digraph 2 letters 1 sound)

(Parents/ carers – read and ask child to echo)

Same spelling different sounds

eat

bread

Review - ea digraph (digraph 2 letters 1 sound)

(Parents/ carers – read and ask child to echo)

Same spelling different sounds

farmer

her

Review - a grapheme

(Parents/ carers – read and ask child to echo)

Same spelling different sounds

hat

bacon

Review - a grapheme

(Parents/ carers – read and ask child to echo)

Same spelling different sounds

fast

was

L.O. Can we explore the alternative pronunciation of the **y** grapheme?

Same spelling different sound

y



yellow

y



dry

y






happy

L.O. Can we explore the alternative pronunciation of the **y** grapheme?

Same spelling different sound

Sort the words into the correct pronunciation

y 	y 	y 
--	---	---

Parents/ carers, write these words on bits of paper for your child to sort

yes, yell, yawn,
yellow, yet, by, why,
dry, reply, sky,
gym, crystal,
pyramid, myth,
happy, funny, hairy,
smelly, crunchy.

Phonics
L.O. Can we explore the alternative pronunciation of the **y** grapheme?

Same spelling different sound

Read these sentences

Is the gym a happy place to
be?

Phonics
L.O. Can we explore the alternative pronunciation of the **y** grapheme?

Same spelling different sound

Read these sentences

If you spy a mummy in Egypt,
will it be dry, smelly and
yellow?

Phonics
L.O. Can we explore the alternative pronunciation of the **y** grapheme?

Same spelling different sound

Read these sentences

Can a mystery story be funny?

Word of the day

Mrs Maloney	Mrs Thornely
class	word

Year 2 is called Kelmarsh Class

Every day we learn a word to spell.

Parents/carers tip: Phonics play is free for everyone at the moment – please use the details below to log into the system if you want your child to do extra phonics practise.

- <https://www.newphonicsplay.co.uk>

Coronavirus Update

In response to the ongoing situation, we have decided to make PhonicsPlay free to use during this period. Children can use the site at home without their parents needing to subscribe. To access our resources all you need to do is log on using the following details

Username: march20 Password: home

We are currently very close to completing a new version of the PhonicsPlay site that is accessible on all phones and tablets. We will therefore also ensure that it is possible for users to freely access this new version of the site (with apologies in advance for any areas of the site that are not yet fully finished or double checked). The site can be accessed here: [newphonicsplay.co.uk](https://www.newphonicsplay.co.uk).

Our aim to ensure that existing subscribers aren't disadvantaged and will seek to make sure that after the school closures are over and the site returns to normal, that existing subscribers have additional time added to their subscription.

If you haven't already discovered www.phonicsplaycomics.co.uk you may also find these free decodable comics useful at a time when you can't physically exchange your children's decodable reading books.

We wish you good health and all the very best at this stressful time.

A stylized landscape illustration featuring rolling green hills in the foreground, a small tree with a brown trunk and purple and pink foliage on the left, and blue and white wavy hills in the background under a blue sky.

English

Parents/carers tip: we are now moving into our English class

Review: What is a noun?

What is a noun phrase?

Review: What is a noun phrase?

You can add other words to nouns to describe them.

This is called a **noun phrase**.

The blue **flowers**

noun



The smelly **feet**

noun



Parents/carers tip: we want the children to know this off by heart

Recap: What is a verb?

Verbs are **doing** words and **being** words

is

am

was

kiss

push

chase

(Parents/ carers – help children learn the definition.
Continue to get them to spot nouns around the house and garden and encourage them to turn them into noun phrases)

Recap: What is a verb?

The verbs need to match the person doing the action.

I **wait** here.

He **waits** here.

English - Grammar Practise: What is a verb?

Read the sentences. Write them carefully in your home learning book and underline the verb.

1) I talk to my grandad.

2) Mum runs everyday.

3) He opens the window.

4) I see the birds.

5) We build a sandcastle.

English - Grammar

Apply: What is a verb?

In your home learning book, write the sentences neatly and trite the correct verb from the boxes to fill the gap.

1) He _____ to school. **go goes**

2) She _____ one rabbit. **has have**

3) They _____ seven years old.

is are

Recap: What is a verb?

(Parents/ carers – help children learn the definition.
Continue to get them to spot nouns around the house and garden and encourage them to turn them into noun phrases)

English -

Don't forget ... part of English is reading everyday!

(Parents/ carers – can you make sure that your child reads to you and/ or you read to them every day. Thank you!)



Comedian and children's author **David Walliams** is releasing a free children's audio book daily for the next 30 days, he announced on Twitter this morning.

He **tweeted**: "I am about to call in to @ZoeTheBall's @BBCRadio2 show to talk about the free 'World's Worst Children' audiobooks I am posting daily."

The first story is already available for download on **Walliams' website**. Called 'The Terrible Triplets', it's part of his book 'The World's Worst Children 3', a collation of different stories that was released in 2018.

The audio book extracts will be released daily at 11am, and will be selected from his 'World's Worst Children' book series.

Take a break!
Or time for lunch?





Art

Parents/ carers we are now moving onto our art lesson

L.O. Can I draw an elephant?

- try this online drawing tutorial in your busy book. Perhaps get the whole family to try?

Remember, doodling and drawing is very good for wellbeing!

<https://www.youtube.com/watch?v=VY0yrGWk2kc&feature=youtu.be>



Something Extra?

Parent / carer tip:

This is not part of the curriculum but it might be a fun activity to do with the family that will develop the five thinking skills needed for learning. (information processing, enquiry, creative, evaluation)

Each day I will plan an activity that supports different learning styles.

Visual Learning



Auditory Learning



Tactile Learning



Kinaesthetic Learning



Dream Machine



Thinking skill: enquiry, Creative thinking

What to do:

- There's a special dream machine that takes you to a real or imaginary place from you past.
- Draw some clouds on a page of your busy book and start dreaming, close your eyes.
- Where do you go? Is it a house? A place you visited on holiday? A spooky castle? Write down your thoughts on the clouds.
- What is the scene in your dream? Is it mysterious or sad? Frightening or welcoming?
- What are you doing? Are you watching TV, playing with someone? Running away from danger?
- Who do you meet there? Are they friendly? Scary?
- Do you feel anxious or comfortable and safe?
- Use these dream clouds as a framework for a story.

NOW TRY THIS.

- 1) The dream machine has 2 special buttons: **Nightmare** and **Escape**.
- 2) If you press **Nightmare**, your dream reverses – anything nice turns nasty, anything nasty turns nice.
- 3) **Escape** wakes you up
- 4) Play with the buttons to see what happens to your dream

PE

Check out Gavin and Jo's GLK PE and Gymnastics Youtube channel

GLK Academies-

<https://www.youtube.com/channel/UCvg-J-wytdOdnMSo6xVgHbA?safe=true>

Wanting PE daily?

9am PE with Joe Wicks

<https://www.youtube.com/thebodycoachtv>



Hope you have
enjoyed today!

Miss you already!

I'll be back on
tomorrow!

