

Good morning!

**TUESDAY 31<sup>ST</sup> MARCH**

# 9AM — 9.30: PE

- 'Spidermen' and 'Kangaroo Hops' yesterday!
- Log onto Joe Wicks (YouTube) at 9am for your live workout to start the day.
- Remember to have a glass of water after you finish.



**P.E. WITH JOE**

**Monday - Friday**

**9am Live on YouTube**

**The Body Coach TV**

**#PEwithJOE**

© Joe Wicks / Instagram

# KEY QUESTIONS: ANSWERS

Remember that there are several interpretations that can be made from the text. As long as yours is clear and supported by evidence then it may also be correct.

1) Vocabulary: What does the word 'startled' mean?

Surprised

2) Retrieve: What do you think the man was doing before Daniel entered?

Perhaps he was writing in the book, because he was holding a pen over the book.

3) True or False: The book is an important item in the story. Use the text to support your response.

True, because the author draws our attention to it several times in this short section.

4) Inference: Do you think the man locked the door? Explain why/why not.

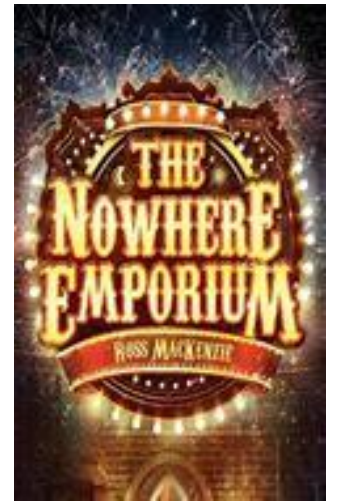
Yes. I think he locked it but some sort of magic opened the door. To support the idea that magic exists it says: the book 'began to tremble against the dark grain of the wood, as if there was something in the pages trying to get out.'

5) What are the feelings of the man in the extract? How do you know? Use the text to support your response.

I think he seems worried about something. His eyes were like 'thunderclouds' and lots of people get worried by the thunder. I think because he is worried, he doesn't want Daniel to be there. He tells him the shop was 'closed' and says he shouldn't be there.

# BOOK TALK — THE NOWHERE EMPORIUM

## WEEK 2



- These sessions will work best if you complete these with an adult.
- Remember to **ASK YOURSELF QUESTIONS AS YOU READ TO HELP YOU MAKE SENSE OF THE TEXT.**
- **Today's question focus on RETRIEVAL. Remember to:**
  - 1) Scan for key words in the text.
  - 2) Read around the key words (if necessary)
  - 3) Make sure you have answered the **CORRECT** question.

“Big boys. From my children’s home.”

The man raised an eyebrow.

“You are an orphan?”

Daniel nodded.

The fire snapped and cracked.

“What happened to your parents?” said the man.

Daniel thought this was an odd question for a stranger to ask, but he didn’t want to be thrown back onto the street, so he answered.

“Dad was a fisherman. Died at sea. Mum only lasted a couple of years after that.”

This seemed to satisfy the shopkeeper.

“And why are these big boys after you? There must be a reason?”

Daniel folded his arms. “Yeah there is a reason. They’re goons. Spud and his pals think they run the home. They take things from the other kids – important things like reminders of their parents and stuff. And nobody ever stands up to them. But I couldn’t take it anymore. I followed them. I found out where they kept their stash. I got everyone’s stuff back and I explained that if the other kids stick together, Spud and his gang can’t get to them. Spud didn’t like that.”

The little man in the dusty suit jutted out his bottom lip and nodded, disguising a smile. “Ah. Bullies. I see.” He wandered around from behind his desk. “What is your name?”

“Daniel. Daniel Holmes.”

“Well, Daniel Holmes, I know how it feels to live in the shadow of a bully. We have that in common.”

“Really?”

“Mmm hmm. I’ll tell you what. You can wait in here until you are sure Spud and his gang are gone. “

“Yes, sir. Thank you.”

“It’s no trouble. Now if you’ll excuse me, I have business to attend to.”

# KEY QUESTIONS: RETRIEVAL

- 1) Find and copy TWO WORDS that describe the sound of the fire.
- 2) Why is Daniel an orphan?
- 3) What did Daniel's dad do as a job?
- 4) What unkind thing does Spud and his gang do?
- 5) How had Daniel upset Spud and his gang?
- 6) What do Daniel and the man in the shop have in common?

# 10.00 – 10.30: BREAK TIME

Well done for all of your hard work so far this morning.

Wash your hands, eat your HEALTHY snack.

## 60 Second Challenge Super Slalom Run

Can you try  
and run as fast  
as possible?

### The Physical Challenge

How many slalom runs can you complete in 60 seconds?

Layout 3 objects 3 steps apart, you must run in and out of the objects and back to the start to complete 1 slalom run.



**#StayHomeStayActive**

### Equipment

A safe space and  
3 objects.

This activity is best  
played outside,  
where you have  
lots of space.

### Achieve Gold

20 Slalom Runs



### Achieve Silver

18 Slalom Runs



### Achieve Bronze

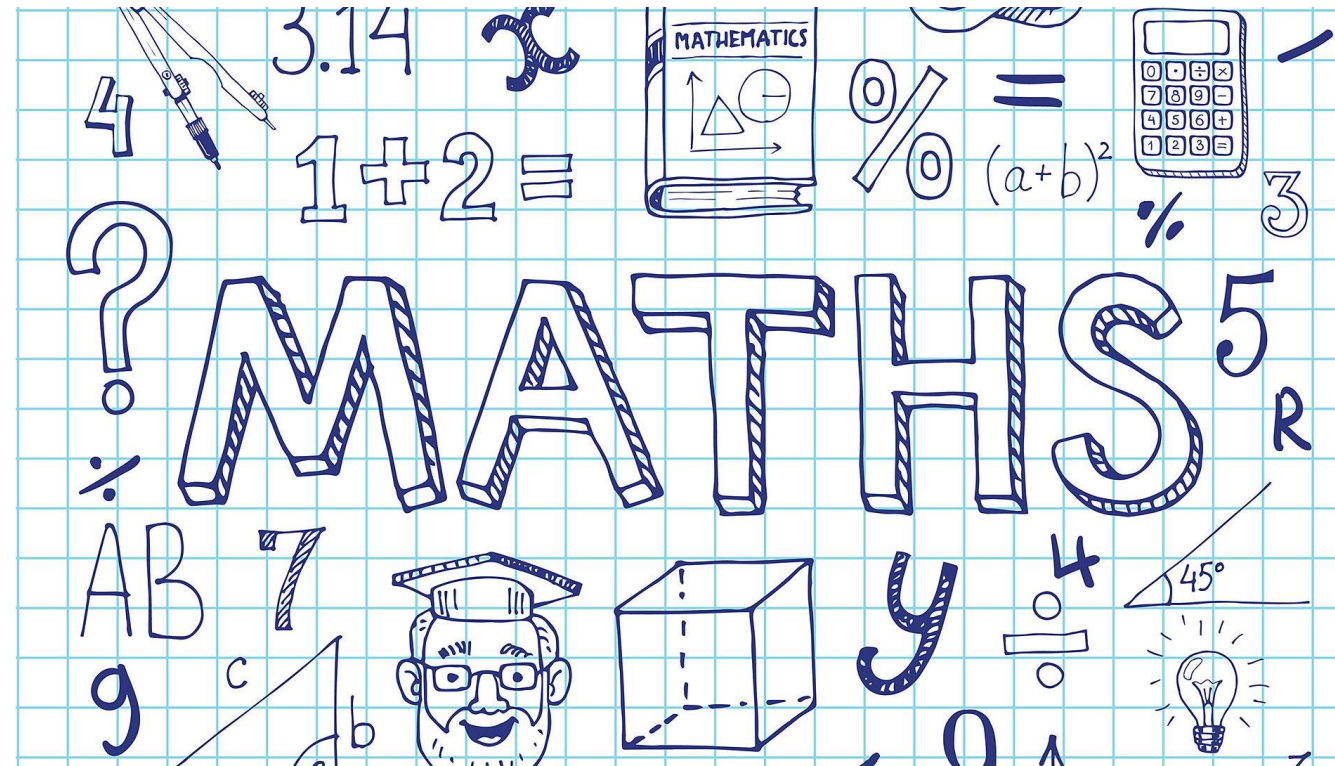
12 Slalom Runs



## 10.30 – 11.15. MATHS

SEE THE SEPARATE PPT FOR MATHS.

REMEMBER TO CLICK ON THE CORRECT YEAR GROUP.




# ENGLISH: 11.15 – 12.00

Task 1: Watch the clip from 41s to 1.06 for today's chunk.

<https://www.bing.com/videos/search?q=la+luna+animation+video&&view=detail&mid=4C7C5ED1D8F4229485D44C7C5ED1D8F4229485D4&&FORM=VRDGAR&ru=%2Fvideos%2Fsearch%3Fq%3Dla%2Bluna%2Banimation%2Bvideo%26%26FORM%3DVDVVXX>

Plot point 2: A present  
Time: 0:41 – 1:05



## TEACHER MODEL:

The instant the boat stopped, Grandpa handed Luca a present: wrapped, concealed. With trembling hands, Luca pulled at the red ribbon to reveal a cap. He put it on and Grandpa turned him around, twisting the cap to face the sky. Without hesitation, Papa turned him around again and pulled the hat down. They always disagreed. Could they not just get along for once?



# INDEPENDENT WRITE

## KEY POINTS THAT MUST BE INCLUDED:

- Grandpa gave Luca a present
- Opened to find a cap
- Grandpa and Papa always disagree

## KEY FEATURES TO INCLUDE:

- Noticing words/Expanded noun phrases
- A range of sentence openers (fronted adverbials/ing clauses)

# REREAD YOUR WORK TO ENSURE THAT IT MAKES SENSE.

Make any edits with your purple pen (if you have it).

# 12.00 -1.00. LUNCHTIME

Enjoy your healthy lunch

Try your best to get some fresh air.

## 60 Second Challenge

### Tap Up Tennis

Do you ask for help if you find it hard?

#### The Physical Challenge

How many times can you tap up a tennis ball on a racket in 60 seconds?

If the ball touches the floor, time continues but your score freezes until you start tapping again!

**#StayHomeStayActive**



#### Equipment

A tennis racket and a ball

If you do not have a racket and ball, use a frying pan and a pair of socks!

#### Achieve Gold

60 Tap Ups



#### Achieve Silver

45 Tap Ups



#### Achieve Bronze

30 Tap Ups



# 1.00 – 1.15. WORD OF THE DAY

**STEP 1. RECAP:** Begin by recapping one or two words that you are still not secure on. Practise these every day in this recap section until you know them inside out! My group – think how long we recapped ‘believe’ and ‘exercise’ until we cracked these...

**STEP 2. WEEKLY RECALL:** Recap previous day’s word

## **STEP 3: LEARN NEW WORD**

Day	Miss Holland	Mrs Munton	Miss Neagle	Mr Icke
Monday	stomach	No new words – revise old words and make sure you are secure on these.	height	Finish the words in the Spring 2 list then revise old words.
<b>Tuesday</b>	<b>desperate</b>		<b>straight</b>	
Wednesday	/ (revision)		opposite	
Thursday	/ (revision)		February	
Friday	/(revision)		forward/forwards	

## **STEP 4: APPLY NEW WORD TO A SENTENCE**


## 1.15 – 2.15. TOPIC (DT)

Yesterday, you made your prototype purse/wallet using paper.  
Today, we going to practise different stitches on the binka.

The stitches that we are going to try out are:

- Running stitch
- Back stitch
- Over stitch

Please be careful with the needle! You may need quite a bit  
of patience to thread the needle!



# THREADING A NEEDLE:

This video shows how to thread a needle, gives a brief example of backstitch and shows how to sew with running stitch.

<https://www.google.com/search?q=threading+a+needle+ks2&oq=threading+a+needle+ks2&aqs=chrome..69i57.3789j0j7&sourceid=chrome&ie=UTF-8#kpvalbx=SP2BXpH4OOPC8gKKi56wDg28>

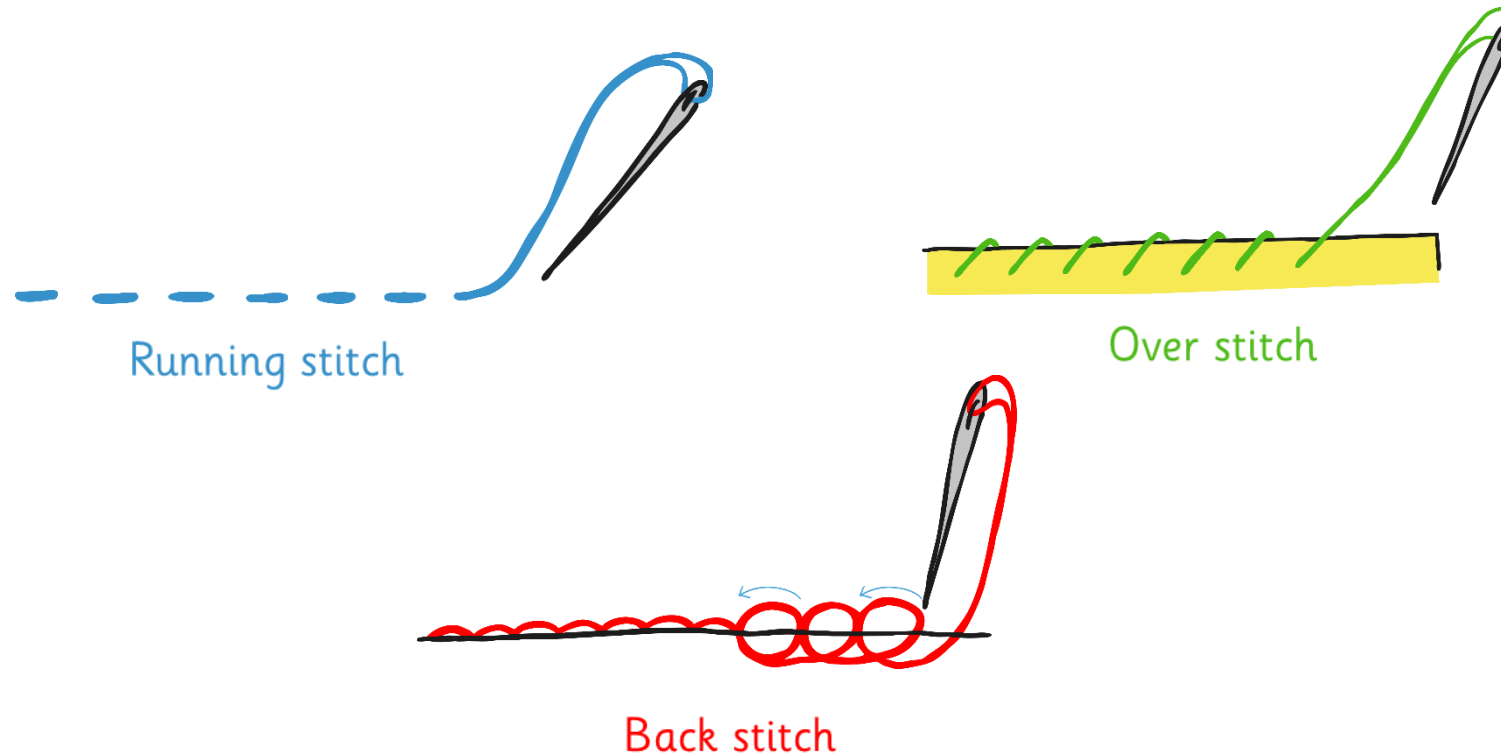
This video demonstrates backstitch:

<https://www.youtube.com/watch?v=sjHm8CL9WDA>

This video demonstrates overstitch.

<https://www.youtube.com/watch?v=gmD9vpo5Fso>

# INVESTIGATING STITCHING STYLE



Have a go at stitching two pieces of fabric together using each stitch before choosing the most secure stitch for your purse or wallet.

DT

You should have your completed piece of binka, which demonstrates all 3 stitches.

## 2.15 – 2.30. TIMES TABLE ROCKSTARS

Have a go on Studio and see how many you can get right in the time set.

Can you reach the following levels?

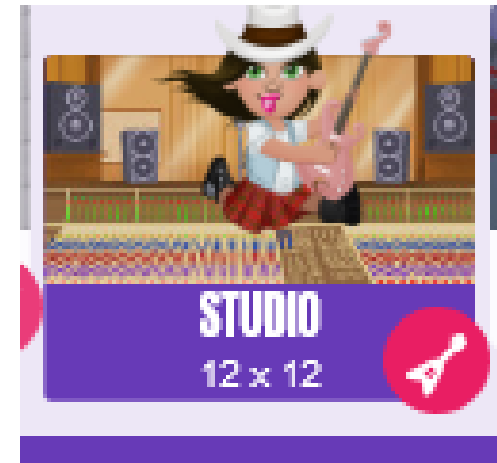
LEVEL 1: Bronze (10+correct)

LEVEL 2: Silver (20+correct)

LEVEL 3: Gold (30+correct)

LEVEL 4: Platinum (40+ correct)

LEVEL 5: Beat Miss Holland level! Beat my top score of 47!



## 2.30 – 3.00. MUSIC



Click the 'Music' section on the school webpage to find out your task for this week.

It is to learn the song One Moment, One People using the following link:

<https://www.singup.org/home-schooling>

It is a beautiful song and I hope you enjoy singing it.

NOTE: IF YOU PLAY AN INSTRUMENT, MAKE SURE THAT YOU SPEND HALF OF THIS MUSIC SLOT PRACTISING IT.

3:00 – 3:15

## KENSUKE'S KINGDOM!



Questions:

- 1) Name 3 dangers that Gran used to try and persuade them not to go.
- 2) Why didn't the family like Bill Parker much?
- 3) Why did Garn want to go with them in the end?
- 4) How would you feel if you and your family were about to go sailing around the world?

