



Morning everyone! Missing you all an awful lot. Hope you had a lovely weekend! Even though we are on lockdown, we managed to: bake yummy flapjacks, have a movie night, play several games of UNO (Miss Holland is losing) and build an amazing marble run! Can't wait to hear about what you have all been up to on your weekends!

MONDAY 30TH MARCH

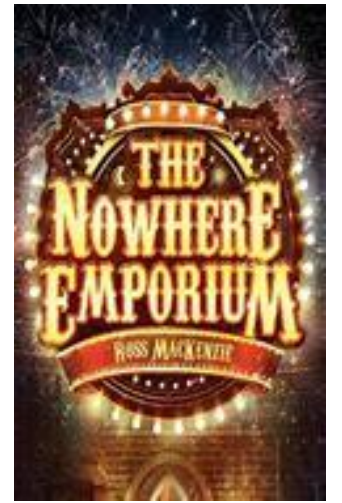
9AM – 9.30: PE

- Another week of morning workouts. I already feel stronger and hope you all do too. Hoping for more of the spider men exercises!
 - Log onto Joe Wicks (YouTube) at 9am for your live workout to start the day.
 - Remember to have a glass of water after you finish.
- EXERCISE IS TOUGH – DON'T GIVE UP AND TRY YOUR BEST ON EACH PART OF THE WORKOUT.



BOOK TALK — THE NOWHERE EMPORIUM

WEEK 2



- These sessions will work best if you complete these with an adult.
- Remember to continue to VISUALISE (play a movie in your head) as you read the text.
- **GOOD READERS ASK THEMSELVES QUESTIONS ABOUT THE TEXT AS THEY READ**
- NEXT STEP: I'd like you to start asking yourself questions about the writer's choices. Either jot down/say your questions as you read the following bit of text aloud to your grown up.
- Model: I'll jot down some of the questions I asked myself, as a model after the questions slide.

“How did you get in here? We’re closed!”

The voice startled Daniel. In the far corner of the room, stood a grand desk with feet carved like an eagle’s talons. Behind the desk sat a small man in a dusty suit. His wavy brown hair was wild and tangled, falling over his handsome face. On the desk in front of the man lay a battered book. His hand hovered over an open page, clutching a fountain pen. He stared at Daniel his eyes the colour of thunderclouds.

“Sorry,” said Daniel. “Didn’t mean to bother you. Someone’s chasing me.” As he spoke, his eyes were drawn to the book on the desk, which had begun to tremble against the dark grain of the wood, as if there was something in the pages trying to get out.

The man in the suit frowned. He glanced from Daniel to the book and back. Then he snapped the book shut, locked it away in his desk, and got up and marched past Daniel to the door.

“See,” he said, pointing to a sign hanging on the door that read CLOSED. “Closed.” He tried the door handle, opened the door. “I could have sworn I locked it.” He spun back to face Daniel, staring at him through narrowed eyes. “Who’s after you?”

KEY QUESTIONS:

- 1) Vocabulary: What does the word 'startled' mean?
- 2) Retrieve: What do you think the man was doing before Daniel entered?
- 3) True or False: The book is an important item in the story. *Use the text to support your response.*
- 4) Inference: Do you think the man locked the door? Explain why/why not.
- 5) What are the feelings of the man in the extract? How do you know? *Use the text to support your response.*

QUESTIONS I ASKED MYSELF AS I READ THE EXTRACT

- Why did the writer choose to compare the desk's feet to eagle's talons?

My thoughts: Eagles are birds of prey – so quite dangerous creatures. Is there danger here? They also seem like grand, majestic birds. Does the writer want us to feel in awe of the place/man we are introduced to. Talons are sharp – is the man 'sharp?'

- Why was the man's suit dusty?

This makes me think of something old and worn out. Is this a reflection of the man? Is he old and worn out?

- Why were his eyes described as the colour of thunderclouds?

Thunderclouds are angry. Is the man angry that Daniel came in? Or is he angry about something else?

- Why does the author draw our attention to the book? Is it magical?

This book must be important as the author has clearly drawn our attention to it. Perhaps it is also magical as it 'trembled.' Books don't normally tremble!

10.00 – 10.30: BREAK TIME

Well done for all of your hard work so far this morning.

Wash your hands, eat your HEALTHY snack.

60 Second Challenge

Squat Jumps

Can you be honest when counting your score?

The Physical Challenge

How many squat jumps can you perform in 60 seconds?

Stand behind a line and jump forwards, perform a squat and repeat.

#StayHomeStayActive



Equipment

Just yourself and enough space on the floor!

Why not compete against a family member?

Achieve Gold

30 Squat Jumps



Achieve Silver

20 Squat Jumps



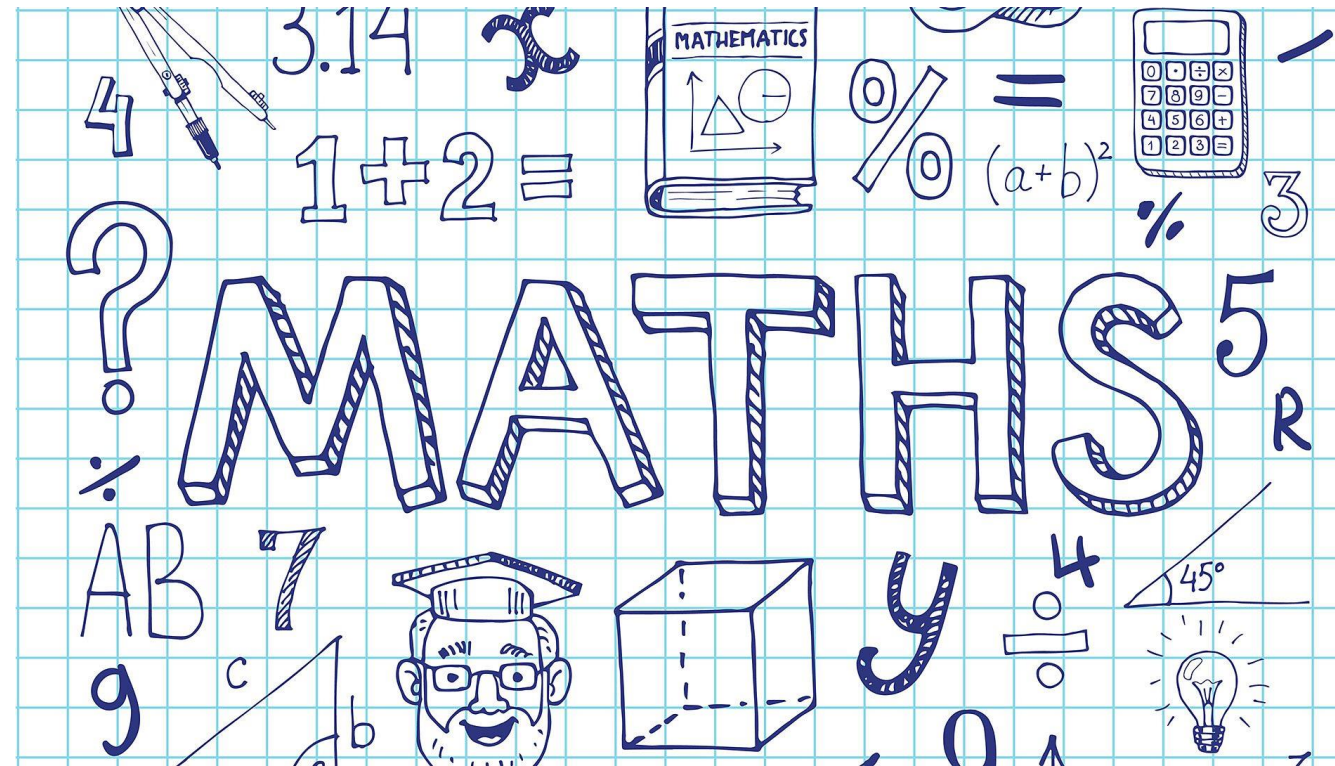
Achieve Bronze

10 Squat Jumps



SEE THE SEPARATE PPT FOR MATHS.

REMEMBER TO CLICK ON THE CORRECT YEAR GROUP.



ENGLISH: 11.15 – 12.00

Task 1: Watch the animation La Luna. Here is a link:

<https://www.bing.com/videos/search?q=la+luna+animation+video&&view=detail&mid=4C7C5ED1D8F4229485D44C7C5ED1D8F4229485D4&&FORM=VRDGAR&ru=%2Fvideos%2Fsearch%3Fq%3Dla%2Bluna%2Banimation%2Bvideo%26%26FORM%3DVDDVVXX>

SENTENCE STACKING:

Today we are going to write the first chunk of the film clip. I will provide a model, bit by bit (like we do in class) and I'd like you to follow the plot and practise the key teaching point.

Plot point 1: Midnight boat trip
Time: 0:15 – 0:40



INITIATE — WORD GATHERING



What other words would you use to describe this image?

Colour of the sky

Inky

Jet black

As black as coal/soot

Cobalt

Midnight blue

Water

Still

Calm



1ST SENTENCE STACK: NOTICING LENS

As the **jet-black** sky melted into the **cobalt** horizon, a **solitary** wooden boat **glided** along on the water's surface. **Peeling paint on the ancient vessel,** revealed its name: La Luna.

NOW USE THE MODEL TO WRITE YOUR OWN DESCRIPTION:

- **Noticing words/Expanded noun phrases to describe the image**
- **Ing clause**
- **Colon to introduce the name of the boat**

INITIATE

Look at the words for look on the following slide. Read/act out and decide which one(s) would be right for how the boy looks out onto the water.



gazed

gaped

stared

gawped

glanced

peeped

examined

scrutinised

inspected

ogled

eyed

contemplated

ADVERB: HOW DID HE LOOK AT THE WATER?

Excitedly

Inquisitively

With delight

With awe

With wonder

Exuberantly

Eagerly

Curiously

With intrigue

2ND SENTENCE STACK

Sat in between a man and his father, a small boy - named Luca - gazed inquisitively at the ripples pooling around the rhythmical oars.

NOW USE THE MODEL TO WRITE YOUR OWN DESCRIPTION

- Vocabulary: appropriate word for look
- Adverb – how did he look at the water
- Reveal the boy's name to the reader and explain who else is in the boat.

REREAD YOUR WORK TO ENSURE THAT IT MAKES SENSE.

PROVIDED SENTENCES: Here is the last part of this chunk, which I will give you.

Above them, the guardians of the universe shone like scattered moon dust, as they watched the boat; a tiny speck on a vast ocean. The oars went silent, the anchor plunged, they had reached the perfect spot.

What are the 'guardians of the universe?'

12.00 -1.00. LUNCHTIME

Enjoy your healthy lunch

Try your best to get some fresh air.

60 Second Challenge


Step Ups

Can you focus,
concentrating
on the step?

The Physical Challenge

How many times can you
step up and down a step
in 60 seconds?

You must step up and down with
one foot at a time.
No jumping!



#StayHomeStayActive

Equipment

A step

If you do not have a step
us a foot pouffe or a
stool.

Achieve Gold

70 Step Ups



Achieve Silver

45 Step Ups



Achieve Bronze

30 Step Ups



1.00 – 1.15. WORD OF THE DAY

STEP 1. RECAP: Begin by recapping one or two words that you are still not secure on. Practise these every day in this recap section until you know them inside out! My group – think how long we recapped ‘believe’ and ‘exercise’ until we cracked these...

STEP 2. WEEKLY RECALL: Recap previous day’s word

STEP 3: LEARN NEW WORD

Day	Miss Holland	Mrs Munton	Miss Neagle	Mr Icke
Monday	stomach	No new words – revise old words and make sure you are secure on these.	height	Finish the words in the Spring 2 list then revise old words.
Tuesday	desperate		straight	
Wednesday	/ (revision)		opposite	
Thursday	/ (revision)		February	
Friday	/(revision)		forward/forwards	

STEP 4: APPLY NEW WORD TO A SENTENCE

1.15 – 2.15. TOPIC

This week you are going to make your own Tudor style purse or wallet, using the materials that were given out before we left school.

Today, you are going to make a **prototype of your design using paper**. This will show you the shape of your material and also where the stitches will go.

Don't worry, if you don't have a stapler, just indicate where your stitches will go.

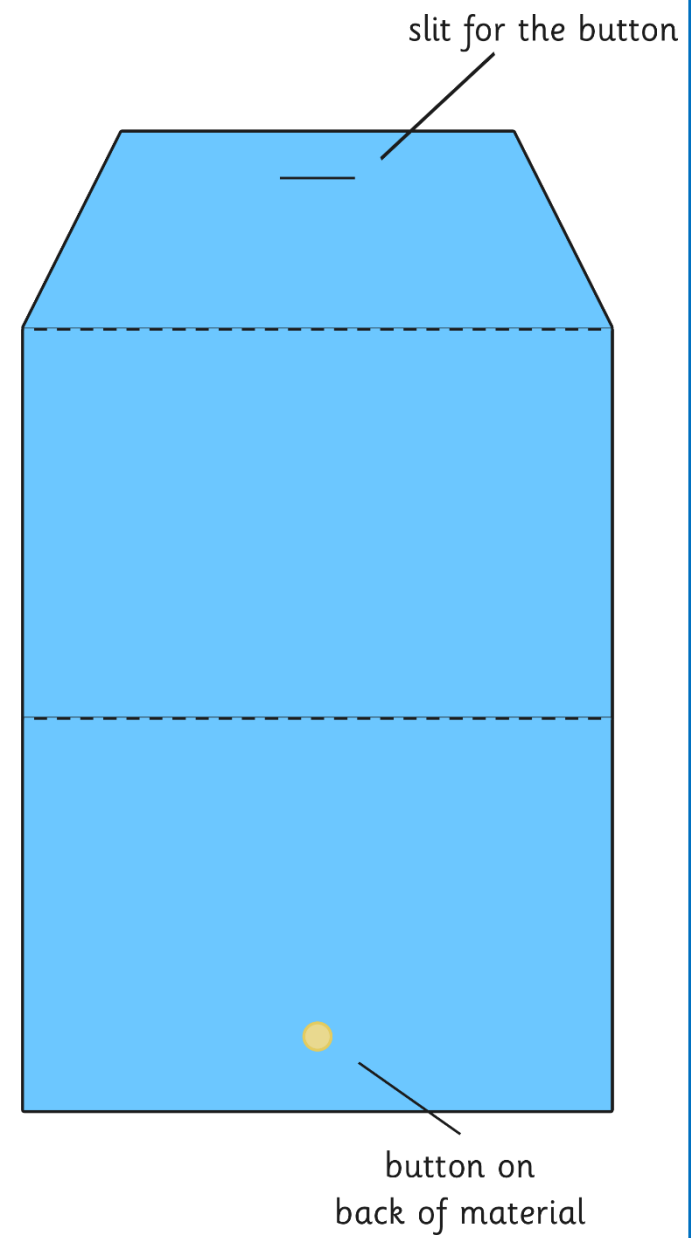
Look at the three designs on the following slides and decide which one you like (you may also invent a design of your own). Note down, the lengths of each side and ensure you have enough material for your intended sizes.

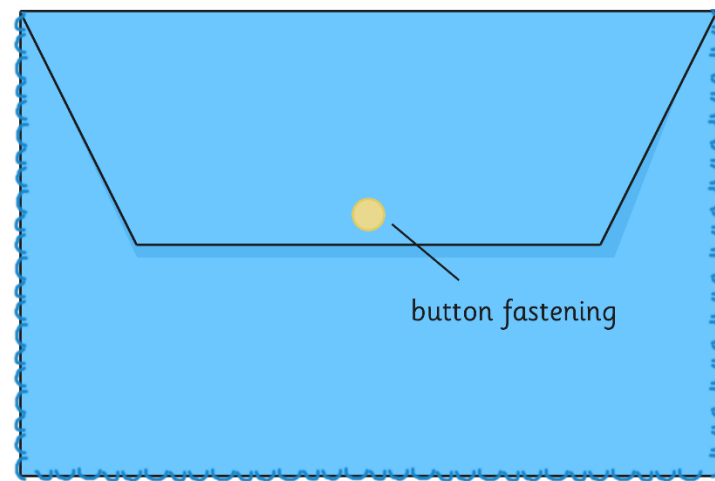
STARTER ACTIVITY

Purse or wallet

Make up a paper model of your purse / wallet design.
Ask for an adult's help to staple it together.

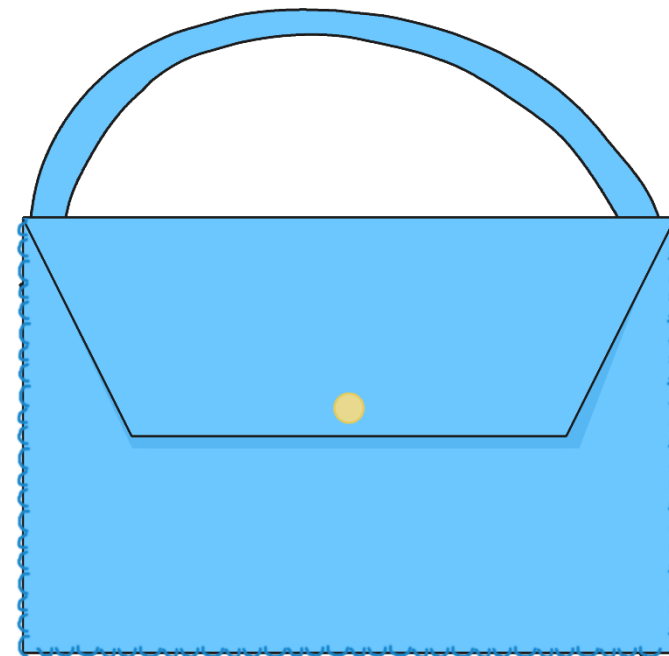
Making a model will help you to think through the order of your work when you begin to use your chosen materials. The staples are where you will sew the components together when you make your actual purse or wallet.

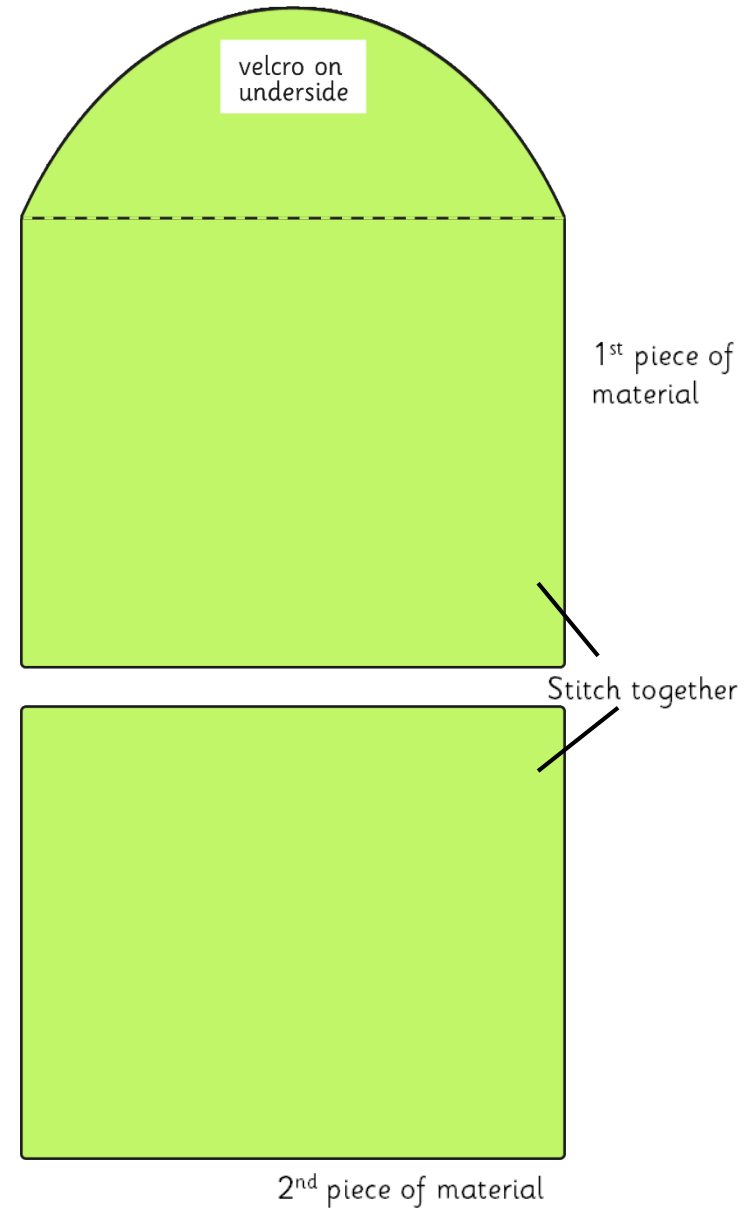



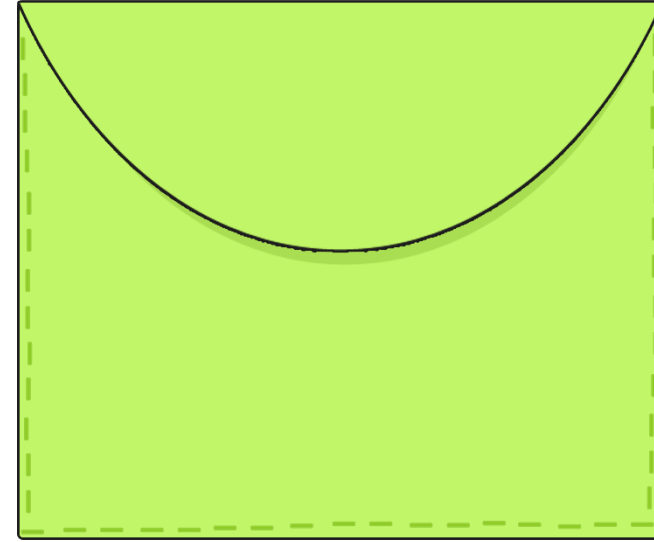




button fastening

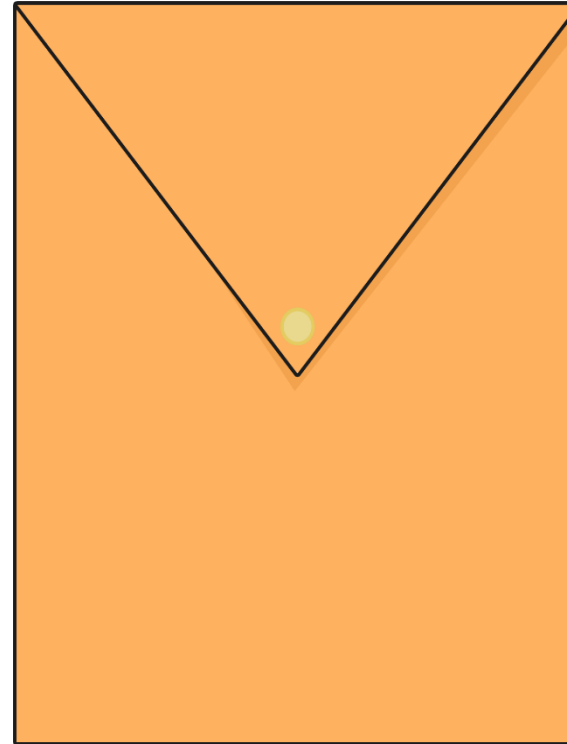


stitching











DT

You should now have a folded paper model of how your purse will look, stapled together (if possible) to show where the stitches will go.

Make sure you have jotted down the lengths of sides that you have used.

2.15 – 2.30. TIMES TABLE ROCKSTARS

Have a go on Studio and see how many you can get right in the time set.

Can you reach the following levels?

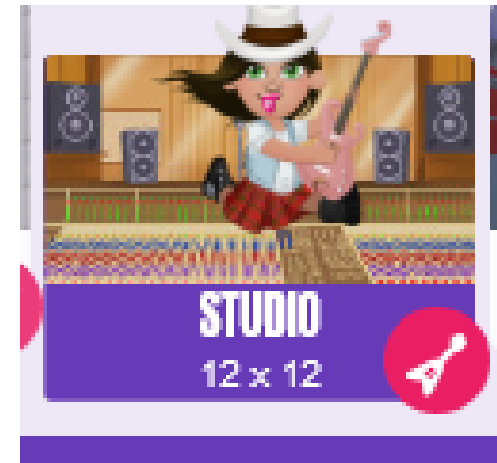
LEVEL 1: Bronze (10+correct)

LEVEL 2: Silver (20+correct)

LEVEL 3: Gold (30+correct)

LEVEL 4: Platinum (40+ correct)

LEVEL 5: Beat Miss Holland level! Beat my top score of 47!



2.30 – 3.00. MUSIC



Click the 'Music' section on the school webpage to find out your task for this week.

It is to learn the song One Moment, One People using the following link:

<https://www.singup.org/home-schooling>

It is a beautiful song and I hope you enjoy singing it.

NOTE: IF YOU PLAY AN INSTRUMENT, MAKE SURE THAT YOU SPEND HALF OF THIS MUSIC SLOT PRACTISING IT.

3:00 – 3:15

KENSUKE'S KINGDOM!

Recall your understanding of today's section of the story to a member of your family.

If you want to, you could always download the book on Kindle, and follow along with the text as I'm reading it to you.

