

Hi everyone, it's Mrs Withey's Friday!
Hope you have had a lovely week. I have
been busy home schooling Poppy and
enjoying the sun. I am also going into
Collingtree school today to work with the
key worker children.



I have tried to follow the schedule of a
normal Friday for us, including a home
schooling achievement worship 😊.

Can't wait to see you all soon.

Today's Timetable	Kelmarsh
Lesson 1	Achievement Worship
Lesson 2	Maths
Break	
Lesson 3	Phonics/ Word of the Day
Lesson 4	Geography
Break/ Lunch	
Lesson 5	Computing
Lesson 6	PE

*Parents/carers tip:
this follows our
typical daily
timetable*

Achievement Worship

What have you done this week that has made you a star?

What super learning have you done?

Parents/carers tip: Share your successes this week. Maybe talk about what went well and what didn't. Can you plan anything you would like to do next week?



A stylized landscape illustration featuring rolling green hills in the foreground, a small tree with a brown trunk and purple and pink foliage on the left, and blue and white wavy bands in the background representing a sky or distant hills. The word 'Maths' is written in a brown, sans-serif font in the center-right area.

Maths

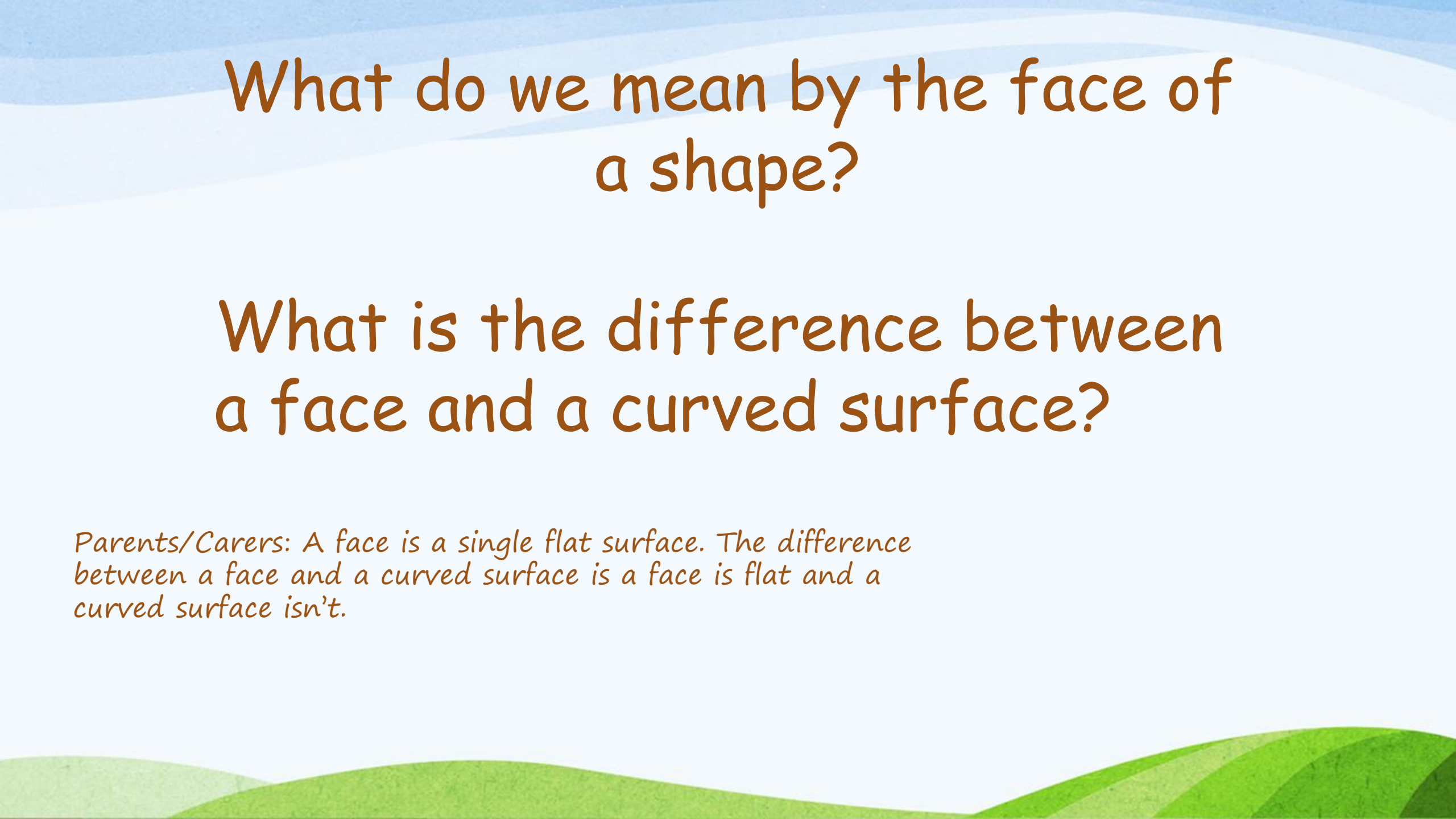
*Parents/carers tip: we are now moving into our
maths class*



Properties of 3D Shape

Edges

LO - Can I count the edges on a
3D shape?



What do we mean by the face of
a shape?

What is the difference between
a face and a curved surface?

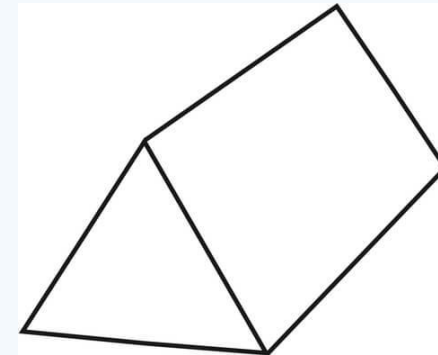
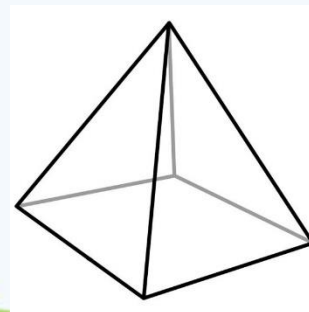
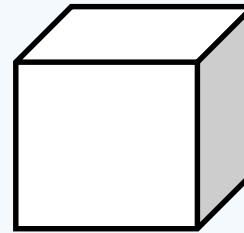



Parents/Carers: A face is a single flat surface. The difference between a face and a curved surface is a face is flat and a curved surface isn't.

Recap on previous Learning

What are the names of these shapes?

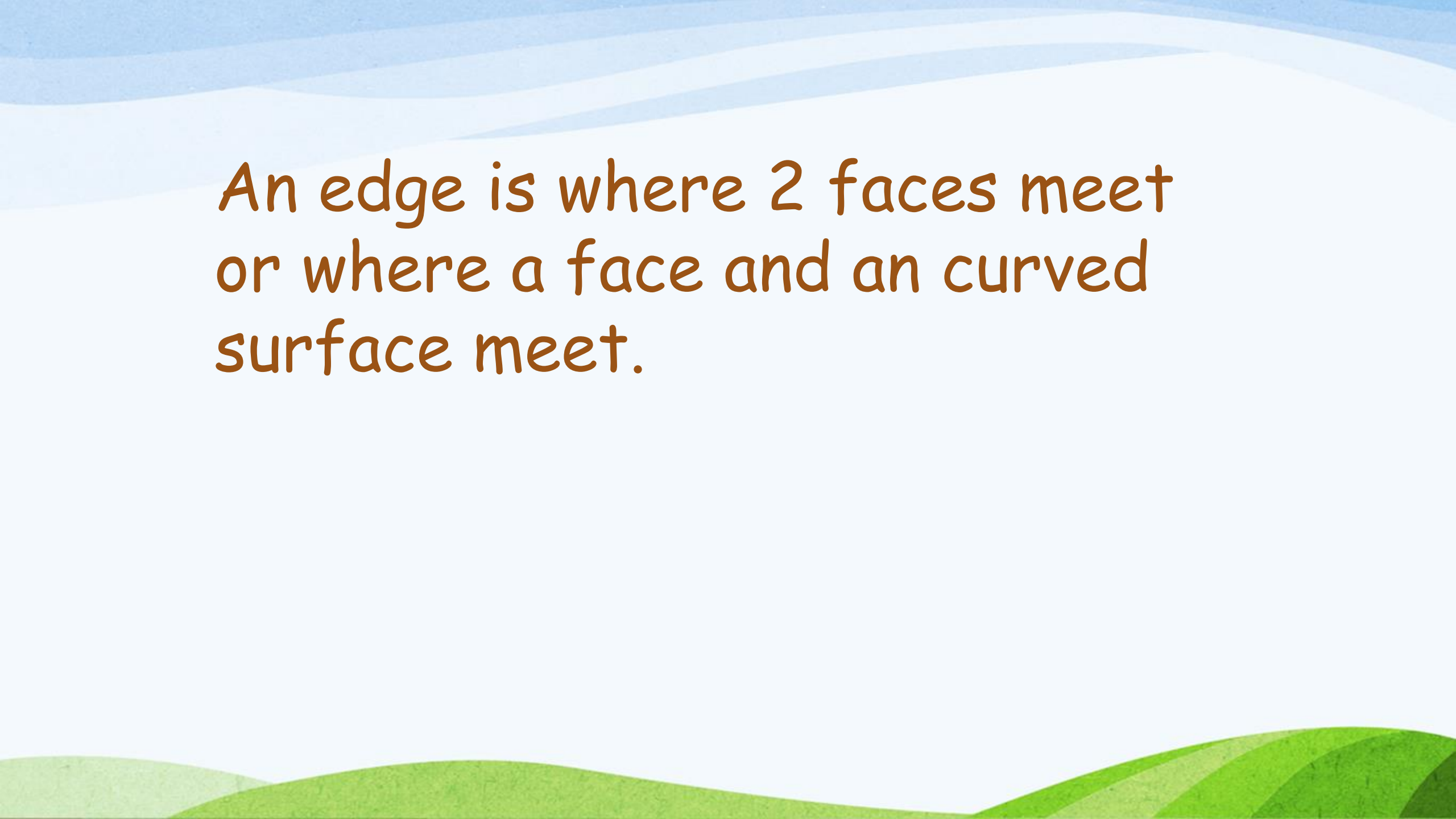
How many faces do they have?

Parents/Carers:
Sphere – no faces, 1 curved surface
Cuboid – 6 faces
Cone – 1 face and one curved surface
Cube – 6 faces
Cylinder – 2 faces and one curved surface
Square based pyramid – 5 faces
Triangular prism – 5 faces



The background of the slide features stylized, wavy horizontal bands. The top portion consists of several layers of light blue and white, creating a sky-like effect. The bottom portion consists of several layers of light green and white, creating a grassy or hilly effect. The text is centered in the upper half of the image.

What do we mean by an
edge of a shape?



An edge is where 2 faces meet
or where a face and a curved
surface meet.

Activity

Have a look around your home for any objects that are spheres, cylinders, cubes, cuboids, cones, square based pyramids or triangular prisms.

Can you find the edges on these shapes?

*Parents/Carers:
Food packaging is handy for this.*

Edges

Where are the edges on the following shapes?

How many edges do they have?

Parents/Carers:

Sphere – no edges

Cuboid – 12 edges

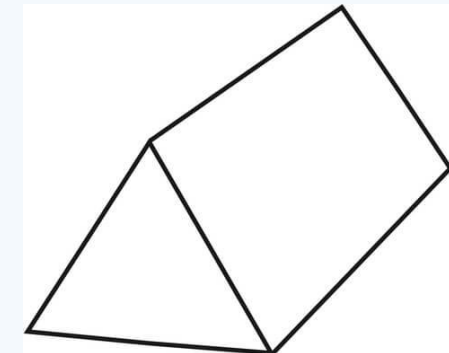
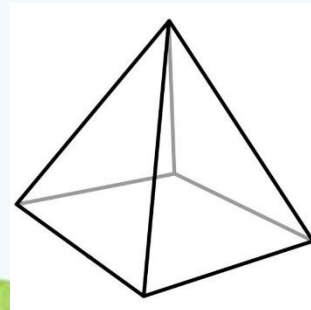
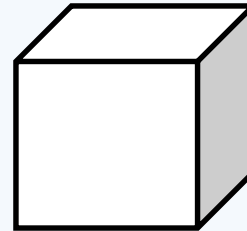
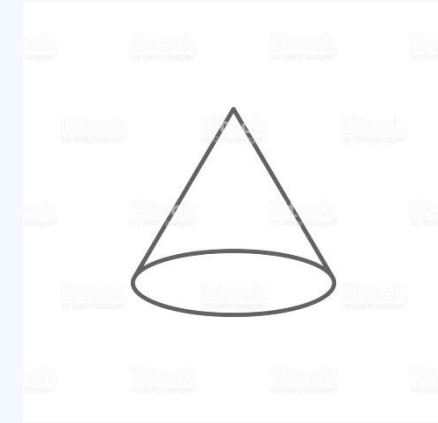

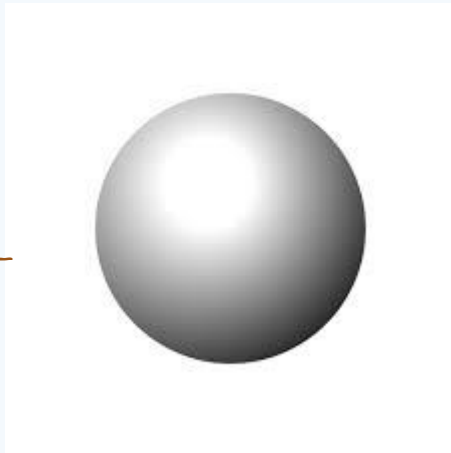
Cone – 1 edge

Cube – 12 edges

Cylinder – 2 edges




Square based pyramid – 8 edges

Triangular prism – 9 edges



Complete the table

Parents/Carers:
Children can complete
this in their home
learning books

Shape	Name	Edges	Faces
			
			
			

Ron has sorted these shapes according to the number of edges.

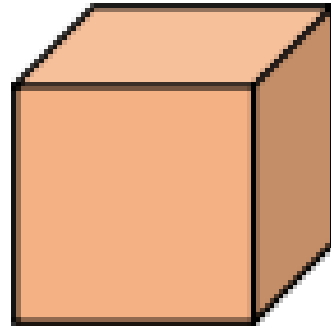
Which shape is in the wrong place?

Explain why.



Parents/Carers:
The sphere (football) is
wrong as it hasn't got an
edge.

Compare these 3-D shapes.



Parents/Carers:
The cube and cuboid
both have 6 faces and
12 edges.
They have different
shaped faces. A cube has
all square faces but a
cuboid has square and
rectangle faces.

What is the same and what is different?

Parents/Carers:

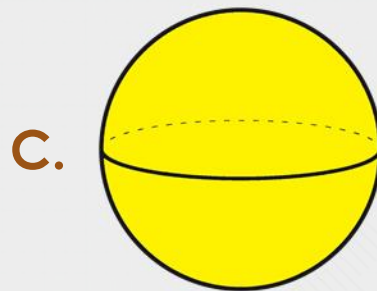
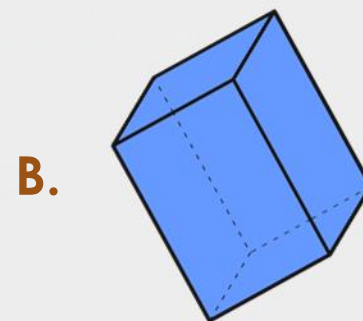
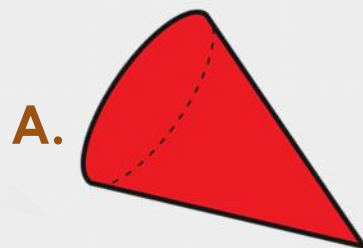
A – 1 edge

B – 12 edges

C – 0 edges

Varied Fluency 1

Match the 3D shapes to the correct number of edges.



0 edges

6 edges

1 edge

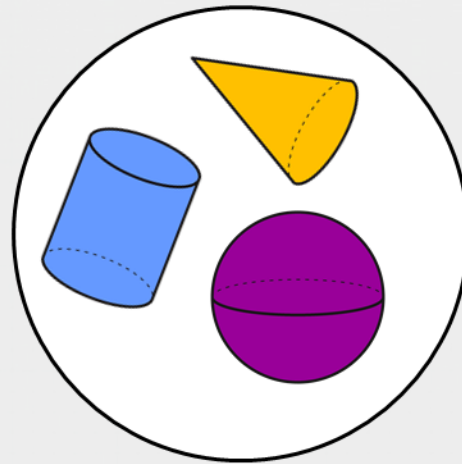
12 edges

Parents/Carers:
The sphere is wrong, it
doesn't have any edges.

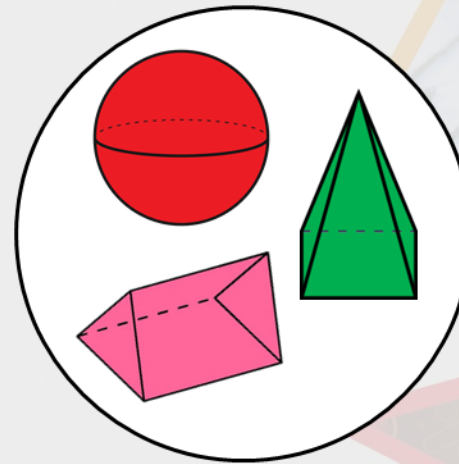
Reasoning 2

Ted has made a mistake when sorting 3D shapes.


Fewer than
3 edges



More than
3 edges



What has he done wrong?



Phonics/ Word of the Day

*Parents/carers tip: we are now moving into our
Phonics class*

Due to popular demand Geraldine!

- <https://www.youtube.com/watch?v=oJiOkanoOmBs>

Lesson Objective: Can I practise spelling words with split digraphs and au?

Digraph - 2 letters 1 sound

Split digraph - a digraph that is split by a consonant e.g o_e, a_e.

Review - pronunciation for grapheme a

(Parents/ carers – read and ask child to echo)

Same spelling different sounds

hat

fast

bacon

was

Practise writing 'a' words.

(Parents/ carers – read and ask child to echo then sort)

Same spelling different sounds

hat	bacon	fast	was

Sort the following words into the correct column according to their pronunciation

splash, angel, lady, after, father, what, wash

Apply - Writing a sentence.

(Parents/ carers – read and ask child to echo then sort)

Read the following sentence to your child. Child to repeat in different voices such as a grumpy voice or a whisper.

“The lady ran fast down the path after her father.”

Have they remembered a full stop and capital letter?

Have they spelt the words containing the ‘a’ correctly?

Word of the day

Mrs Maloney's

past

Mrs Thornely's

want

Parent / carer tip: your child needs to learn the spelling of the group they normally work in (Mrs Thornely's need to learn both.)

Look



Say



Cover



Write



Check



Parents/carers tip: Phonics play is free for everyone at the moment – please use the details below to log into the system if you want your child to do extra phonics practise.

- <https://www.phonicsplay.co.uk/>

Coronavirus Update

In response to the ongoing situation, we have decided to make PhonicsPlay free to use during this period. Children can use the site at home without their parents needing to subscribe. To access our resources all you need to do is log on using the following details

Username: march20 Password: home

We are currently very close to completing a new version of the PhonicsPlay site that is accessible on all phones and tablets. We will therefore also ensure that it is possible for users to freely access this new version of the site (with apologies in advance for any areas of the site that are not yet fully finished or double checked). The site can be accessed here: [**new.phonicsplay.co.uk**](https://www.new.phonicsplay.co.uk).

Our aim to ensure that existing subscribers aren't disadvantaged and will seek to make sure that after the school closures are over and the site returns to normal, that existing subscribers have additional time added to their subscription.

If you haven't already discovered [**www.phonicsplaycomics.co.uk**](https://www.phonicsplaycomics.co.uk) you may also find these free decodable comics useful at a time when you can't physically exchange your children's decodable reading books.

We wish you good health and all the very best at this stressful time.

Geography

Can I name and locate the four countries in the UK?





- The four countries that make up the UK are Scotland, England, Northern Ireland and Wales.
- Scotland is north of England.
- Wales is west of England.
- Scotland and Wales do not share a border
- Northern Ireland borders Ireland.
- Ireland is not a UK country.
- The capital city of Scotland is Edinburgh.
- The capital city of England is London.
- The capital city of Wales in Cardiff.
- The capital city of Belfast is Northern Ireland.

Activity

Either print of attached UK map or draw one in your home learning books and follow the following instructions.



1. Colour England in **red**.
2. Colour Wales in **orange**.
3. Colour Scotland in **blue**.
4. Colour Northern Ireland in **green**.
5. Label the following capital cities in the correct place: Cardiff, London, Edinburgh and Belfast.

Computing

A big part of our Computing curriculum is learning how to code using a program called Scratch. This can be downloaded as a free APP  or played online at <https://scratch.mit.edu/>.

Use this time to explore the program, practise skills we have already taught you or have a play and find out something new.

I'll look forward to you showing me what you can do when you come back to school.



PE

Check out Gavin and Jo's GLK PE and Gymnastics Youtube channel

GLK Academies-

<https://www.youtube.com/channel/UCvg-J-wytdOdnMSo6xVgHbA?safe=true>

Wanting PE daily?

9am PE with Jo Wickes

<https://www.youtube.com/thebodycoachtv>



P.E. WITH JOE

Monday - Friday

9am Live on YouTube

The Body Coach TV

Hope you have
enjoyed today!

Miss you already!

I'll be back next
week!

