


# Learning Objective:

Can I say, write and read the grapheme 'ie'.



## Revisit/ Review:


Quickly, go through the flashcard slide and say the phoneme







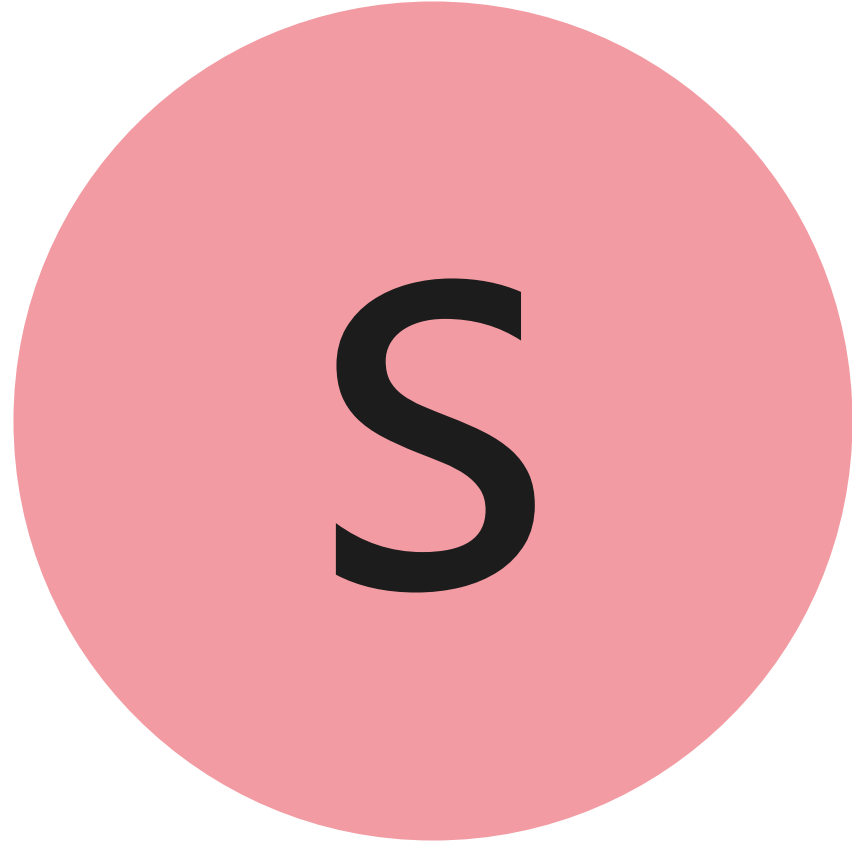





# Phoneme flashcards

[Click here to start](#)










ck



m









ch









SS





igh





oa



ear




ure





air



Teach:

ie



- **ie** is a phoneme and a digraph.
- **i** and **e** join together to make **ie**.
- Makes the same sound as **I** and **igh**.



- Read these 'ie' words. Can you say them in a sentence?



## Phase 5 ie Grapheme Wordmat

twinkl  
www.twinkl.co.uk  
© 2015 twinkl



pie

spied

tied



tie

dried



fried

tried



die



cried

lie

denied

replied




Apply:

Have a go at writing these sentences:

Oh no, I spied a fried pie!

'Can a tie tie itself?' said Jim.

People denied that they had cried.





Tricky words:

oh

their

people

said



Read, say, spell and write.