

This is Archie celebrating his response from author Terry Deary!



Alfie is hoping for a response from David Walliams! Over 4000 people have read his letter!

Thursday 2nd July

Remember to send photographs of your home learning to Mr Tyler, so that we can all see what you've been doing. Or alternatively, send them to c.holland1943@gmail.com and I can include them in the PowerPoint.


9AM - 9.30: PE

- Joe Wicks is no longer doing a workout each day.
- However, you can still choose from one of the old workouts he has done.
- Or, alternatively, you could go for a walk, run around your garden, bounce on the trampoline (if you have one), do some skipping, or another form of exercise that you enjoy.



Book Talk: Poetry - word meaning

- ▶ This week, we are going to use the excellent Oak Academy materials for our Book Talk sessions (and some of our other sessions too). Click on the link below.
- ▶ <https://classroom.thenational.academy/lessons/poetry-reading-comprehension-word-meaning>
- ▶ Watch the video, and complete the activities.




10.00 - 10.30: BREAK TIME

- ▶ Well done for all of your hard work so far this morning.
- ▶ Wash your hands, eat your **HEALTHY** snack and try to do something active.

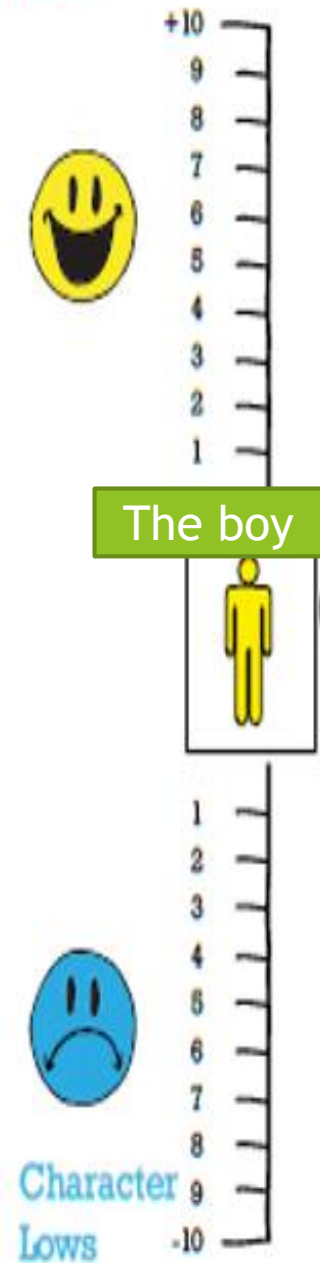


10.30 - 11.15. Maths

- ▶ SEE THE WEBSITE FOR THE MATHS WORK.
- ▶ REMEMBER TO CLICK ON THE CORRECT YEAR GROUP.



11.15-12.00: English



Sentence Stacking Lesson 8

Learning Objective:

To write effective sentences for our story.

Steps to Success:

Conjunction & inner thought 🗣️

Pathetic fallacy 🌧️

Repetition for effect 📖

Initiate



Sunken
spirits

Plot Point 8

Think about what the boy is thinking at this point - Poor me! How did I let this happen? What will my dad say?

Start this sentence with
As/While/Whilst.



Plot Point 8

Model


Whilst the boy walked back home through a storm, he thought, 'Poor me.'


Sentence Stacking Lesson 8


Learning Objective:

To write effective sentences for our story.

Steps to Success:

Conjunction & inner thought 

Pathetic fallacy 

Repetition for effect 

Start with one of the three provided conjunctions and include an inner thought.

Learning Objective:

To write effective sentences for our story.

Steps to Success:

Conjunction & inner thought 🗨️

Pathetic fallacy 🌧️

Repetition for effect 📖

Initiate



Sunken
spirits

Plot Point 8

Zoom into the shadow on the fence and think about what feelings it reflects - sad, dejected, downbeat, downcast, gloomy.

Gather a bank of storm associated negative words - damp, sunken, drenched, soaked, dishevelled, sodden, saturated.



Plot Point 8

Model


His sad shadow moved along a fence - soaked, sunken and sodden.


Sentence Stacking Lesson 8


Learning Objective:

To write effective sentences for our story.

Steps to Success:

Conjunction & inner thought 

Pathetic fallacy 

Repetition for effect 

Describe the boy's shadow with three alliterative 'damp' words.



Plot Point 8

Initiate


Think about your earlier descriptions of the boy's yellow coat. The coat has now 'lost its shine.'


Sentence Stacking Lesson 8


Learning Objective:

To write effective sentences for our story.

Steps to Success:

Conjunction & inner thought 

Pathetic fallacy 

Repetition for effect 

Gather a bank of synonyms for 'shine/brightness' - shimmer, glimmer, radiance, sheen, glow, sparkle, shine, lustre, vibrancy.



Plot Point 8

Model

His dandelion-yellow coat had lost its sparkle.

Sentence Stacking Lesson 8

Learning Objective:

To write effective sentences for our story.

Steps to Success:

Conjunction & inner thought 🗨️


Pathetic fallacy 🌧️

Repetition for effect 🎵

Use your previous description of the yellow coat, explaining how it has now lost its sparkle.

12.00 -1.00. LUNCHTIME

- ▶ Enjoy your healthy lunch
- ▶ Try your best to get some fresh air and exercise.



1.00 - 1.15. WORD OF THE DAY

STEP 1. RECAP: Begin by recapping one or two words that you are still not secure on. Practise these every day in this recap section until you know them inside out! My group - think how long we recapped 'believe' and 'exercise' until we cracked these.

STEP 2. WEEKLY RECALL: Recap previous day's word

STEP 3: LEARN NEW WORD

Day	Miss Holland	Mrs Munton	Miss Neagle	Mr Icke
Monday	sensible/sensibly	Mr/Mrs	naughty	frequency
Tuesday	language	who/how	thought	confident
Wednesday	soldier	what/when	early	confidence
Thursday	identity	why/which	often	assistant
Friday	achieve	child/the child's	disappoint	assistance

STEP 4: APPLY NEW WORD TO A SENTENCE

Topic: 1:15 - 2:15

Science: How is igneous rock formed?

- ▶ In this lesson you are going to be learning about igneous rock. You are going to learn about the structure of the Earth, how to recognise igneous rock and some of the uses of igneous rock. You will also learn how igneous rock is made, using ice and chocolate as a model! You will need a piece of paper and a pencil for this lesson.
- ▶ <https://classroom.thenational.academy/lessons/how-is-igneous-rock-formed>
- ▶ Remember to click on the end of lesson quiz, to check how much you have learned.

2.15 - 2.45. TIMES TABLE ROCKSTARS

- Have a go on Garage and Arena for this week to sharpen up your 8x tables.




2.45 - 3.00. Independent reading

- ▶ Remember to read your independent reading book aloud to a grown up at least 3 times a week.

Miss Holland's Weekly Recommendation:

This week, I have been reading 'Letters from the Lighthouse.'

This story is set in WW2 and is filled with mystery from the very beginning. The main character gets evacuated (and ends up living in a lighthouse) after a bomb explosion lands her in hospital. I can barely put this book down it is so good! She is trying to solve the mystery of her sister, who disappeared the night of the bomb explosion - is she a spy?



- ▶ **Reviews:** From the queen of historical fiction, *Letters From the Lighthouse* by Emma Carroll is a stunningly evocative wartime drama, and sure to keep you breathlessly reading to its very last page.

3:00 - 3.15

Clockwork by Phillip Pullman

Phillip Pullman is the author of the famous *His Dark Materials* trilogy.

