

This is Archie celebrating his response from author Terry Deary!



Alfie is hoping for a response from David Walliams! Over 4000 people have read his letter!

Wednesday 1st July

Remember to send photographs of your home learning to Mr Tyler, so that we can all see what you've been doing. Or alternatively, send them to c.holland1943@gmail.com and I can include them in the PowerPoint.

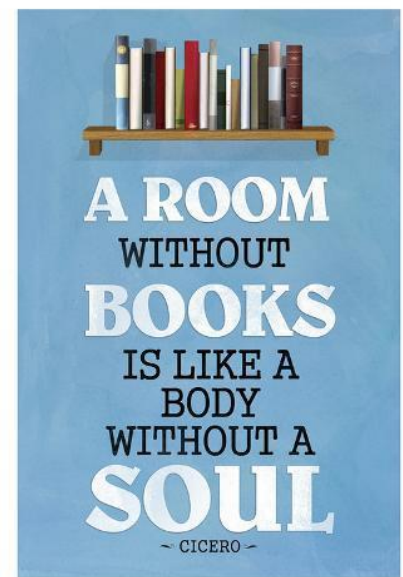
9AM - 9.30: PE

- Log onto Joe Wicks (YouTube) at 9am for your live workout to start the day.
- Remember to have a glass of water after you finish.



Book Talk: Instructions - SPAG focus (modal verbs)

- ▶ This week, we are going to use the excellent Oak Academy materials for our Book Talk sessions (and some of our other sessions too). Click on the link below.
- ▶ <https://classroom.thenational.academy/lessons/spag-focus-modal-verbs>
- ▶ Watch the video, and complete the activities.




10.00 - 10.30: BREAK TIME

- ▶ Well done for all of your hard work so far this morning.
- ▶ Wash your hands, eat your **HEALTHY** snack and try to do something active.

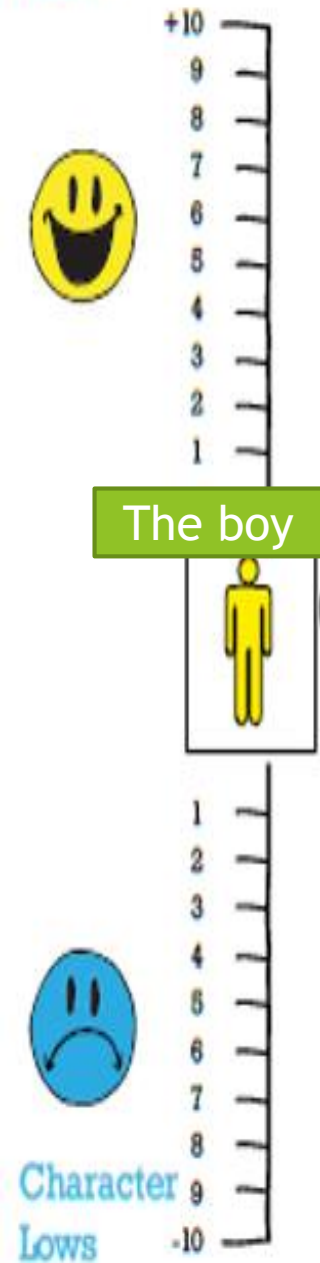


10.30 - 11.15. Maths

- ▶ SEE THE WEBSITE FOR THE MATHS WORK.
- ▶ REMEMBER TO CLICK ON THE CORRECT YEAR GROUP.



11.15-12.00: English





Plot Point 7

Initiate



Look at the drain image and gather adverbs for the boy putting his hands through the bars - immediately, instantly, desperately, frantically, unthinkingly, recklessly, reflexively.

Learning Objective:

To write effective sentences for our story.

Steps to Success:

Complex sentence =

Relative clause =

Simile =

Collect verbs for his actions - stretching, reaching, grasping, straining, squeezing, forcing, pushing.



Plot Point 7

Model

Learning Objective:

To write effective sentences for our story.

Steps to Success:

Complex sentence =

Relative clause =

Simile =

Provided sentences: It was no good. His boat slipped down the drain.

Teacher model: Desperately reaching between the bars, he tried to grab it.

Start your complex sentence with a subordinating clause (verb + adverb).



Plot Point 7

Initiate



Look at the image of the ducks below the bridge

Gather adverbs for the manner of the ducks.
- calmly, gently, serenely, happily, quietly, peacefully, smoothly

Learning Objective:

To write effective sentences for our story.

Steps to Success:

Complex sentence =

Relative clause =

Simile =

Look at this simple sentence: *The ducks observed the boy in defeat.*

- Explore relative clauses to drop in - swimming calmly by; floating serenely past; drifting aimlessly along.



Plot Point 7

Model

Learning Objective:

To write effective sentences for our story.

Steps to Success:

Complex sentence ☹️

Relative clause ☹️

Simile 😊

Provided sentences: It was no good. It was sucked down and fed into the river.

Teacher model: The ducks, **drifting aimlessly by**, observed the boy in defeat.

Embed a relative clause (verb + adverb).



Plot Point 7



Initiate

Focus on the two retrieval images and gather the boy's positive and negative 'feelings' that come in quick succession - relieved (delighted, overjoyed, ecstatic, thrilled); disappointed (sad, heartbroken, shattered, devastated).

Collect synonyms for the boy's 'dreams' - hopes, wishes, desires, ambitions, goals, aims.

Learning Objective:

To write effective sentences for our story.

Steps to Success:

Complex sentence ☹️

Relative clause ☹️

Simile 😊

Explore words that reflect both the state of the boat and the state of his dreams/plans - washed-up, broken, battered, laying in tatters, crumpled, crushed, ruined, decaying.



Plot Point 7

Model

Learning Objective:

To write effective sentences for our story.

Steps to Success:

Complex sentence ☹️

Relative clause ☹️

Simile 😊


Provided sentence: Then suddenly, there it was - his boat. He raced to the river's edge and hooked it with a stick.

Teacher model: Relief. Then devastation. It was all washed up - just like his washed-up dreams.

Use dramatic short sentences to describe the boy's quickly-changing feelings. Then choose a word/phrase to represent both his ruined

12.00 -1.00. LUNCHTIME

- ▶ Enjoy your healthy lunch
- ▶ Try your best to get some fresh air and exercise.



1.00 - 1.15. WORD OF THE DAY

STEP 1. RECAP: Begin by recapping one or two words that you are still not secure on. Practise these every day in this recap section until you know them inside out! My group - think how long we recapped 'believe' and 'exercise' until we cracked these.

STEP 2. WEEKLY RECALL: Recap previous day's word

STEP 3: LEARN NEW WORD

Day	Miss Holland	Mrs Munton	Miss Neagle	Mr Icke
Monday	sensible/sensibly	Mr/Mrs	naughty	frequency
Tuesday	language	who/how	thought	confident
Wednesday	soldier	what/when	early	confidence
Thursday	identity	why/which	often	assistant
Friday	achieve	child/the child's	disappoint	assistance

STEP 4: APPLY NEW WORD TO A SENTENCE

Topic: 1:15 - 2:15

Geography: The Sahara Desert

► <https://www.youtube.com/watch?v=XVXs9ygLMvI>



2.15 - 2.45. TIMES TABLE ROCKSTARS

- Have a go on Garage and Arena for this week to sharpen up your 8x tables.




2.45 - 3.00. Independent reading

- ▶ Remember to read your independent reading book aloud to a grown up at least 3 times a week.

Miss Holland's Weekly Recommendation:

This week, I have been reading 'Letters from the Lighthouse.'

This story is set in WW2 and is filled with mystery from the very beginning. The main character gets evacuated (and ends up living in a lighthouse) after a bomb explosion lands her in hospital. I can barely put this book down it is so good! She is trying to solve the mystery of her sister, who disappeared the night of the bomb explosion - is she a spy?



- ▶ **Reviews:** From the queen of historical fiction, *Letters From the Lighthouse* by Emma Carroll is a stunningly evocative wartime drama, and sure to keep you breathlessly reading to its very last page.

3:00 - 3.15

Clockwork by Phillip Pullman

Phillip Pullman is the author of the famous *His Dark Materials* trilogy.

