

This is Archie celebrating his response from author Terry Deary!



Alfie is hoping for a response from David Walliams! Over 4000 people have read his letter!

## Tuesday 30<sup>th</sup> June

Remember to send photographs of your home learning to Mr Tyler, so that we can all see what you've been doing. Or alternatively, send them to [c.holland1943@gmail.com](mailto:c.holland1943@gmail.com) and I can include them in the PowerPoint.


## 9AM - 9.30: PE

- Joe Wicks is no longer doing a workout each day.
- However, you can still choose from one of the old workouts he has done.
- Or, alternatively, you could go for a walk, run around your garden, bounce on the trampoline (if you have one), do some skipping, or another form of exercise that you enjoy.



# Book Talk: Instructions - features

- ▶ This week, we are going to use the excellent Oak Academy materials for our Book Talk sessions (and some of our other sessions too). Click on the link below.
- ▶ <https://classroom.thenational.academy/lessons/set-of-instructions-identifying-the-features-of-a-text>
- ▶ Watch the video, and complete the activities.




## 10.00 - 10.30: BREAK TIME

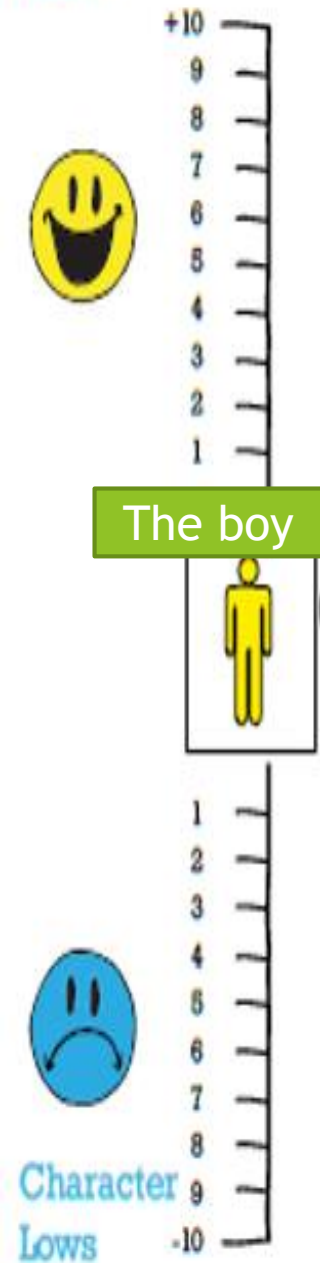
- ▶ Well done for all of your hard work so far this morning.
- ▶ Wash your hands, eat your **HEALTHY** snack and try to do something active.



- ▶ SEE THE WEBSITE FOR THE MATHS WORK.
- ▶ REMEMBER TO CLICK ON THE CORRECT YEAR GROUP.



# 11.15-12.00: English



1. Boy makes paper boat

2. Racing into a storm

3. Rain stops play

4. The launch and puddle jumping

5. Speeding away

6. A sorrowful search

?

?

?

?



Plot Point 6

## Initiate

yellow	canary	gold	daffodil	flaxen
butter	lemon	mustard	corn	medallion
dandelion	fire	bumblebee	banana	butterscotch
dijon	honey	blonde	pineapple	tuscan sun

Select your favourite word from the colour thesaurus.

## Sentence Stacking Lesson 6

### Learning Objective:

To write effective sentences for our story.

### Steps to Success:

Simile =

Possessive apostrophes

Dialogue

Gather a bank of comparison objects  
(bright/yellow) for the boy's coat - summer  
sun, dancing buttercup, fresh lemon, ripe banana, springtime daffodil, newborn chick, towering sunflower, canary's feathers, corn on the cob, freshly-made custard, sparkling diamond, amber gemstone, dazzling moon.



Plot Point 6

## Model

His dandelion-yellow coat was as bright as the moon.

## Sentence Stacking Lesson 6

### Learning Objective:

To write effective sentences for our story.

### Steps to Success:

Simile

Possessive apostrophes

Dialogue

Include a 'yellow' synonym and a comparison to another bright/yellow object.



## Plot Point 6

# Initiate



Study the image of the boy with hand on his face, looking anxiously into the distance.

Gather a bank of his body parts - eyes, hands, feet, arms, head, neck. Talk about the position of the possessive apostrophe when describing parts that belong to him - the boy's hands; the boy's eyes.

## Sentence Stacking Lesson 6

### Learning Objective:

To write effective sentences for our story.

### Steps to Success:

Simile =

Possessive apostrophes

Dialogue

Collect verbs for his actions - twisted, turned, peered, stretched, strained, searched.



## Plot Point 6

# Model

## Sentence Stacking Lesson 6

### Learning Objective:

To write effective sentences for our story.

### Steps to Success:

Simile

Possessive apostrophes

Dialogue

Provided sentence: He couldn't see his boat anywhere.

Teacher model: The boy's eyes looked down the street. The boy's neck twisted as he frantically searched for his treasure possession. The boy's feet stomped across the road.

Use possessive apostrophes to describe three of the boy's movements.



Plot Point 6

## Initiate



What might he be shouting? - Come back! Wait! Stop! Help! My boat!

Gather synonyms for 'shouted' - wailed, yelled, screamed, screeched, cried, bellowed, bawled.

## Sentence Stacking Lesson 6

### Learning Objective:

To write effective sentences for our story.

### Steps to Success:

Simile

Possessive apostrophes

Dialogue



Plot Point 6


## Model


## Sentence Stacking Lesson 6


### Learning Objective:

To write effective sentences for our story.

### Steps to Success:

Simile 

Possessive apostrophes 


Dialogue 

“Come back!” wailed the boy.

Include the boy's dialogue, using a synonym for 'shouted'

## 12.00 -1.00. LUNCHTIME

- ▶ Enjoy your healthy lunch
- ▶ Try your best to get some fresh air and exercise.



# 1.00 - 1.15. WORD OF THE DAY

**STEP 1. RECAP:** Begin by recapping one or two words that you are still not secure on. Practise these every day in this recap section until you know them inside out! My group - think how long we recapped 'believe' and 'exercise' until we cracked these.

**STEP 2. WEEKLY RECALL:** Recap previous day's word

## **STEP 3: LEARN NEW WORD**

Day	Miss Holland	Mrs Munton	Miss Neagle	Mr Icke
Monday	sensible/sensibly	Mr/Mrs	naughty	frequency
Tuesday	language	who/how	thought	confident
Wednesday	soldier	what/when	early	confidence
Thursday	identity	why/which	often	assistant
Friday	achieve	child/the child's	disappoint	assistance

## **STEP 4: APPLY NEW WORD TO A SENTENCE**

Topic: 1:15 - 2:15

History: Write an essay about Medieval Monarchs

- ▶ <https://classroom.thenational.academy/lessons/to-plan-and-write-an-essay-about-medieval-monarchs/>

This will take two weeks, as I'd like you to finish off your essay next week by typing it up and sending these to me so that I can read them.

## 2.15 - 2.45. TIMES TABLE ROCKSTARS

- Have a go on Garage and Arena for this week to sharpen up your 8x tables.




## 2.45 - 3.00. Independent reading

- ▶ Remember to read your independent reading book aloud to a grown up at least 3 times a week.

### Miss Holland's Weekly Recommendation:

This week, I have been reading 'Letters from the Lighthouse.'

This story is set in WW2 and is filled with mystery from the very beginning. The main character gets evacuated (and ends up living in a lighthouse) after a bomb explosion lands her in hospital. I can barely put this book down it is so good! She is trying to solve the mystery of her sister, who disappeared the night of the bomb explosion - is she a spy?



- ▶ **Reviews:** From the queen of historical fiction, *Letters From the Lighthouse* by Emma Carroll is a stunningly evocative wartime drama, and sure to keep you breathlessly reading to its very last page.

3:00 - 3.15

## Clockwork by Phillip Pullman

Phillip Pullman is the author of the famous *His Dark Materials* trilogy.

