

This is Archie celebrating his response from author Terry Deary!



Alfie is hoping for a response from David Walliams! Over 4000 people have read his letter!

Monday 29th June

Remember to send photographs of your home learning to Mr Tyler, so that we can all see what you've been doing. Or alternatively, send them to c.holland1943@gmail.com and I can include them in the PowerPoint.

Thank you to Frankie, Faith, Archie, Alfie, Isla and Cerys for sending me your wonderful letters this week. I really love to see how hard you have all been working.

9AM - 9.30: PE

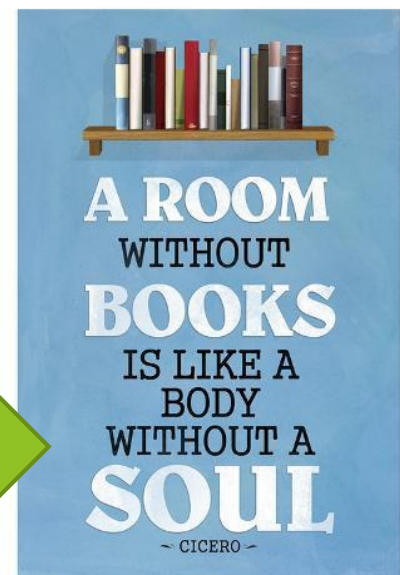
- Log onto Joe Wicks (YouTube) at 9am for your live workout to start the day.
- Remember to have a glass of water after you finish.



Book Talk: Instructions - language

- ▶ This week, we are going to use the excellent Oak Academy materials for our Book Talk sessions (and some of our other sessions too). Click on the link below.
- ▶ <https://classroom.thenational.academy/lessons/set-of-instructions-reading-comprehension-language>
- ▶ Watch the video, and complete the activities.

Thank you Frankie for introducing me to this quote!



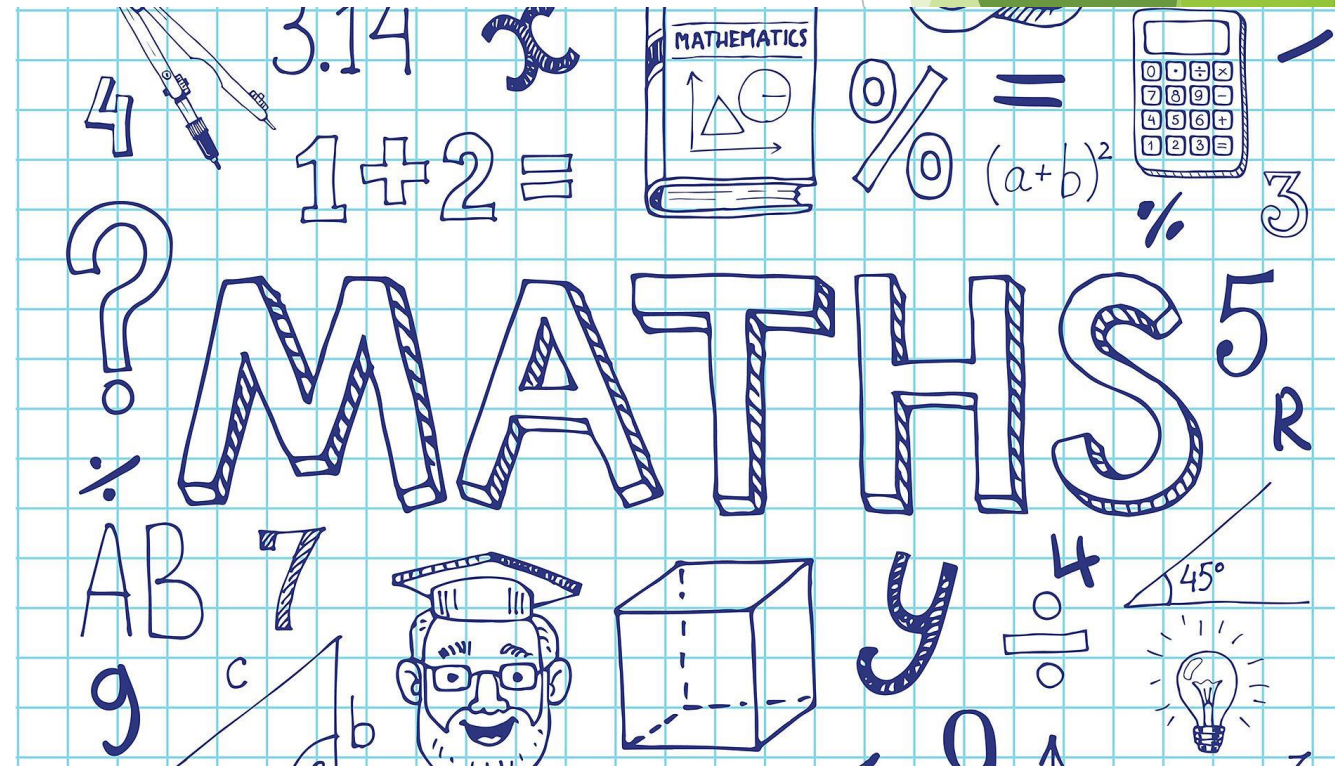
10.00 - 10.30: BREAK TIME

- ▶ Well done for all of your hard work so far this morning.
- ▶ Wash your hands, eat your **HEALTHY** snack and try to do something active.

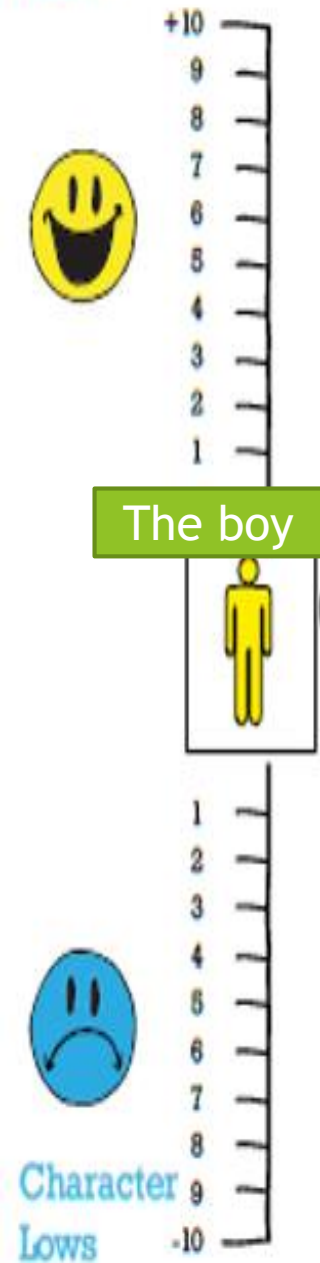


10.30 - 11.15. Maths

- ▶ SEE THE WEBSITE FOR THE MATHS WORK.
- ▶ REMEMBER TO CLICK ON THE CORRECT YEAR GROUP.



11.15-12.00: English



The boy

1. Boy makes paper boat

2. Racing into a storm

3. Rain stops play

4. The launch and puddle jumping

5. Speeding away

?

?

?


?

?



Plot Point 5

Initiate




Look at the image of the boy placing his boat in the larger body of water and gather verbs - bending, placing, crouching, squatting, leaning. *What other verbs can you think of?*


Sentence Stacking Lesson 5


Learning Objective:

To write effective sentences for our story.

Steps to Success:

Action & preposition 

Rhetorical question 


Expanded noun phrase 

Collect a bank of prepositions - on, in, into, above, below, next to, beside.



Plot Point 5

Model





Crouching next to the flowing stream, the boy placed the boat into the water.


Learning Objective:

To write effective sentences for our story.

Steps to Success:

Action & preposition 

Rhetorical question 

Expanded noun phrase 

Use a verb and preposition to describe the launch of the boat

Learning Objective:

To write effective sentences for our story.

Steps to Success:

Action & preposition 🏃🚶

Rhetorical question 🗣️

Expanded noun phrase 🏠🌳🌊

Initiate



Plot Point 5

Study the image of the boy watching the boy floating away.

Study the modal verbs -
could, would, should, will, might,
must.

Place these modal verbs into
possible questions - Should he
follow the boat? Would he see it
again? Ought he to run after it?
Could he catch it?



Plot Point 5

Model


Sentence Stacking Lesson 5


Learning Objective:

To write effective sentences for our story.

Steps to Success:

Action & preposition 

Rhetorical question 

Expanded noun phrase 

Provided sentence: All of a sudden, the boat sped away.

Teacher model: **Would** he ever see it again?

Include a question that features a **modal** verb.



Plot Point 5

Initiate



Study the image of the boy in the street.


Collect dark/grey synonyms for the setting - dark, desolate, cheerless, sombre, unwelcoming, sorrowful, bleak, dim, dingy, dull, bland.


Sentence Stacking Lesson 5


Learning Objective:

To write effective sentences for our story.

Steps to Success:

Action & preposition 

Rhetorical question 

Expanded noun phrase 

Gather a bank of 'feeling' words for the boy - desperate, dejected, despondent, helpless.



Plot Point 5


Model


Sentence Stacking Lesson 5


Learning Objective:

To write effective sentences for our story.

Steps to Success:

Action & preposition 

Rhetorical question 


Expanded noun phrase 

Desperate, the boy stood in the bland,
cheerless street.

Use synonyms to form a noun
phrase for the street.

12.00 -1.00. LUNCHTIME

- ▶ Enjoy your healthy lunch
- ▶ Try your best to get some fresh air and exercise.



1.00 - 1.15. WORD OF THE DAY

STEP 1. RECAP: Begin by recapping one or two words that you are still not secure on. Practise these every day in this recap section until you know them inside out! My group - think how long we recapped 'believe' and 'exercise' until we cracked these.

STEP 2. WEEKLY RECALL: Recap previous day's word

STEP 3: LEARN NEW WORD

Day	Miss Holland	Mrs Munton	Miss Neagle	Mr Icke
Monday	sensible/sensibly	Mr/Mrs	naughty	frequency
Tuesday	language	who/how	thought	confident
Wednesday	soldier	what/when	early	confidence
Thursday	identity	why/which	often	assistant
Friday	achieve	child/the child's	disappoint	assistance

STEP 4: APPLY NEW WORD TO A SENTENCE

Topic: 1:15 - 2:15

Art - The Circle Challenge

- ▶ <https://classroom.thenational.academy/lessons/the-circle-challenge>
- ▶ I'd love to see your pictures again!

2.15 - 2.45. TIMES TABLE ROCKSTARS

- Have a go on Garage and Arena for this week to sharpen up your 8x tables.




2.45 - 3.00. Independent reading

- ▶ Remember to read your independent reading book aloud to a grown up at least 3 times a week.

Miss Holland's Weekly Recommendation:

This week, I have been reading 'Letters from the Lighthouse.'

This story is set in WW2 and is filled with mystery from the very beginning. The main character gets evacuated (and ends up living in a lighthouse) after a bomb explosion lands her in hospital. I can barely put this book down it is so good! She is trying to solve the mystery of her sister, who disappeared the night of the bomb explosion - is she a spy?



- ▶ **Reviews:** From the queen of historical fiction, *Letters From the Lighthouse* by Emma Carroll is a stunningly evocative wartime drama, and sure to keep you breathlessly reading to its very last page.

3:00 - 3.15

Clockwork by Phillip Pullman

Phillip Pullman is the author of the famous *His Dark Materials* trilogy.

