



By Isla



Thursday 25th June

Remember to send photographs of your home learning to Mr Tyler, so that we can all see what you've been doing. Or alternatively, send them to c.holland1943@gmail.com and I can include them in the PowerPoint.

Thank you Archie, Frankie and Isla for your photos.

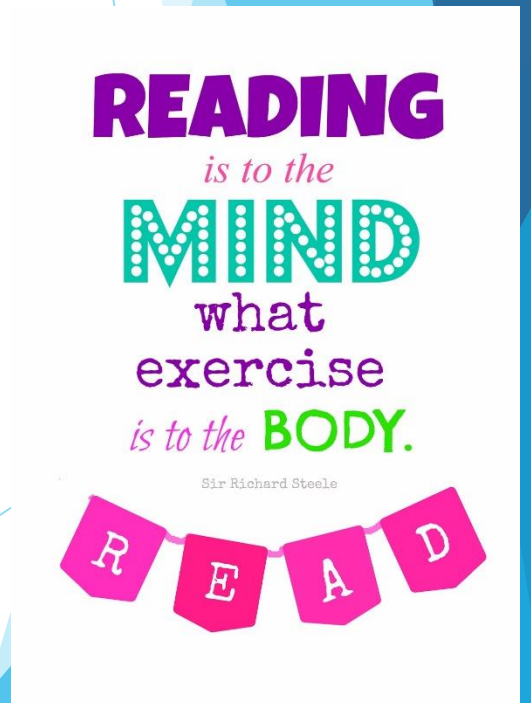
9AM - 9.30: PE

- Joe Wicks is no longer doing a workout each day.
- However, you can still choose from one of the old workouts he has done.
- Or, alternatively, you could go for a walk, run around your garden, bounce on the trampoline (if you have one), do some skipping, or another form of exercise that you enjoy.



Book Talk: Instructions

- ▶ This week, we are going to use the excellent Oak Academy materials for our Book Talk sessions (and some of our other sessions too). Click on the link below.
- ▶ <https://classroom.thenational.academy/lessons/reading-comprehension-fact-retrieval>
- ▶ Watch the video, and complete the activities.



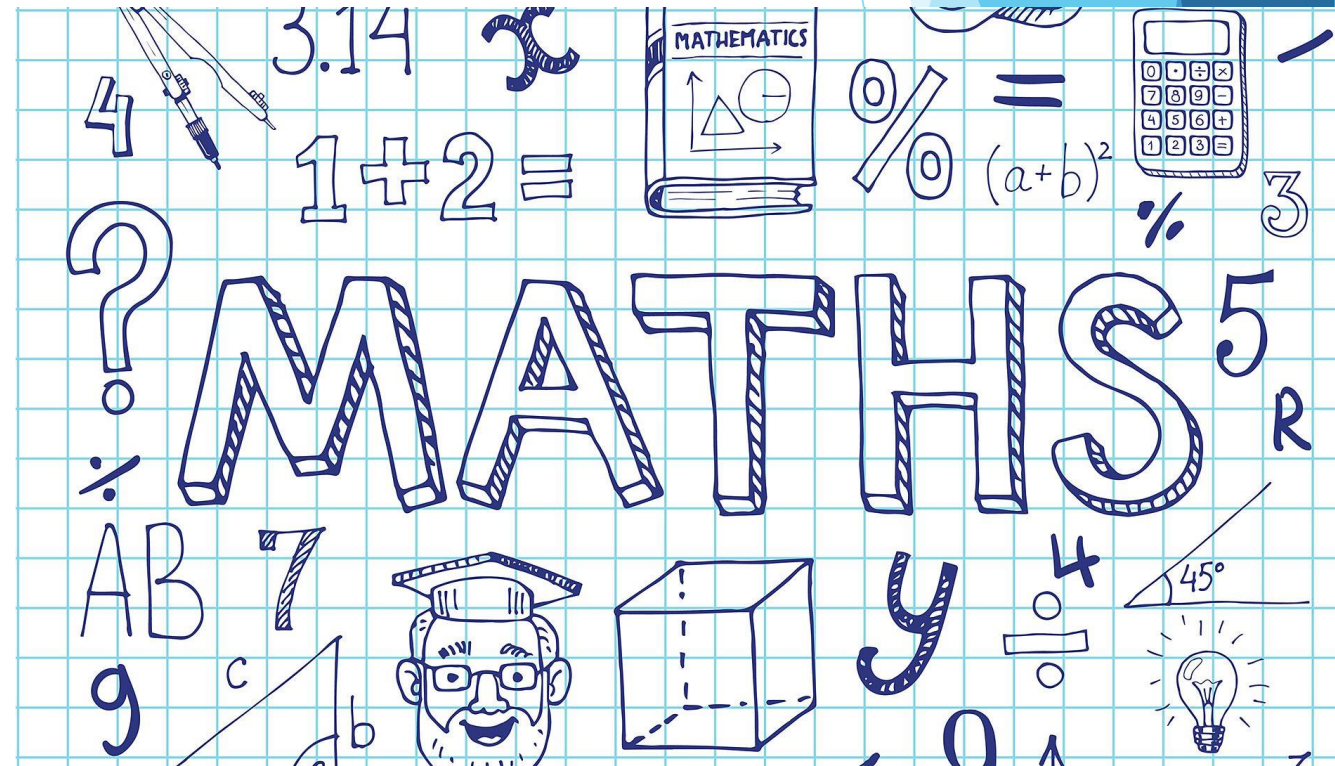
10.00 - 10.30: BREAK TIME

- ▶ Well done for all of your hard work so far this morning.
- ▶ Wash your hands, eat your **HEALTHY** snack and try to do something active.




10.30 - 11.15. Maths

- ▶ SEE THE WEBSITE FOR THE MATHS WORK.
- ▶ REMEMBER TO CLICK ON THE CORRECT YEAR GROUP.



Character
Highs

11.15-12.00: English



The boy



1. Boy makes paper boat

2. Racing into a storm

3. Rain stops play

?

?


?

?

?

?

?



Character
Lows



Initiate

Plot Point 3

Copy the below link into google to listen to the sounds of the storm:

<https://www.bing.com/videos/search?q=storm+with+heavy+rain+soundclip&&view=detail&mid=C2DCB1B74615BE636751C2DCB1B74615BE636751&&FORM=VRDGAR&ru=%2Fvideos%2Fsearch%3Fq%3Dstorm%2520with%2520heavy%2520rain%2520soundclip%26qs%3Dn%26form%3DQBV%26sp%3D-1%26pq%3Dstorm%2520with%2520heavy%2520rain%2520soundclip%26sc%3D0-31%26sk%3D%26cvid%3D74828246F5004D96B6BEC46A43BF17A>

A

Gather powerful verbs for the rain falling: plummeted, crashed, descended, pounded, spilled, hammered.

Sentence Stacking Lesson 3

Learning Objective:

To write effective sentences for our story.

Steps to Success:

Adverbial & verb 🎯

Personification 🌍

Feelings ❤️

Collect time adverbials for 'suddenly' - In the blink of an eye, As quick as a flash; All of a sudden; Out of nowhere; Without warning; At that moment.



Plot Point 3

Model

All of a sudden, rain plummeted from the sky.

Sentence Stacking Lesson 3

Learning Objective:

To write effective sentences for our story.

Steps to Success:

Adverbial & verb 🎯

Personification 🌍

Feelings ❤️

Start with a 'sudden' adverbial and include a powerful verb for the falling rain.

Sentence Stacking Lesson 3

Initiate

Rain
stops play

Plot Point 3



Look at the image. How must the boy be feeling here?

Learning Objective:

To write effective sentences for our story.

Steps to Success:

Adverbial & verb 🎮

Personification 🌍

Feelings ❤️

Personify the rain with human actions that suggest it was 'trapping' the boy - imprisoned, detained, held him captive, confined him, held him against his will, stubbornly blocked his path, refused to let him move.



Plot Point 3

Model

Sentence Stacking Lesson 3

Learning Objective:

To write effective sentences for our story.

Steps to Success:

Adverbial & verb 🎯

Personification 🌍

Feelings ❤️

It trapped the boy and refused to let him move.

Personify the rain with human actions that suggest it was 'trapping' the boy - imprisoned, detained, held him captive, confined him, held him against his will, stubbornly blocked his path, refused to let him move.



Plot Point 3

Initiate

Sentence Stacking Lesson 3

Learning Objective:

To write effective sentences for our story.

Steps to Success:

Adverbial & verb 🎯

Personification 🌍

Feelings ❤️

Discuss the rain calming down and gather synonyms for 'eased'
- subsided, abated,
diminished, faded, waned.

Collect feelings the boy might have now - relieved, thankful, grateful, optimistic, comforted, gleeful, free, unhindered, excited.



Plot Point 3

Model

Sentence Stacking Lesson 3

Learning Objective:

To write effective sentences for our story.

Steps to Success:

Adverbial & verb 🎯

Personification 🌍

Feelings ❤️

Provided sentence: Relentless rods of rain fell for what seemed like hours.

Teacher model: As it finally eased, the boy felt both relieved and excited.

Use a synonym for 'eased' and include two feelings in the main clause.

12.00 -1.00. LUNCHTIME

- ▶ Enjoy your healthy lunch
- ▶ Try your best to get some fresh air and exercise.



1.00 - 1.15. WORD OF THE DAY

STEP 1. RECAP: Begin by recapping one or two words that you are still not secure on. Practise these every day in this recap section until you know them inside out! My group - think how long we recapped 'believe' and 'exercise' until we cracked these.

STEP 2. WEEKLY RECALL: Recap previous day's word

STEP 3: LEARN NEW WORD

Day	Miss Holland	Mrs Munton	Miss Neagle	Mr Icke
Monday	possible/possibly	endless	grammar	innocent
Tuesday	horrible/horribly	thankless	complete	innocence
Wednesday	terrible/terribly	love/lovely	consider	decent
Thursday	visible/visibly	quickly	enough	decency
Friday	incredible/incredibly	happily	caught	frequent

STEP 4: APPLY NEW WORD TO A SENTENCE

Topic: 1:15 - 2:15

Science: Where do different colours come from?

- ▶ In this lesson, you will be learning how we can see different colours. You will apply our learning of reflection and refraction from previous lessons to understand how rainbows are made. At the end of the lesson there will be a chance to try creating your own rainbow by refracting light! You will need a piece of paper and a pencil for this lesson. If you would like to try making your own rainbow then you will also need a transparent glass of water or an old CD. You can still take part in the lesson if you do not have these items.
- ▶ <https://classroom.thenational.academy/lessons/where-do-different-colours-come-from>
- ▶ Remember to click on the end of lesson quiz, to check how much you have learned.


2.15 - 2.45. TIMES TABLE ROCKSTARS

- ▶ Have a go on Garage and Arena for this week to sharpen up your 7x tables.



2.45 - 3.00. Independent reading

- ▶ Remember to read your independent reading book aloud to a grown up at least 3 times a week.



Miss Holland's Weekly Recommendation:

This week, I am reading *The Firework Maker's Daughter*. A book I've been meaning to read for a long time!

Lila wants to become a firework maker like her father but he says she can't. So she sets off on an adventure to try and prove her father wrong.

- ▶ *Reviews:* Full of hilarious, lovable characters this is a book you will want to read over and over again (*The Sunday Times*)

A wonderfully written adventure story (*Guardian*)

3:00 - 3.15

Clockwork by Phillip Pullman

Phillip Pullman is the author of the famous *His Dark Materials* trilogy.

