



By Isla



## Wednesday 24<sup>th</sup> June

Remember to send photographs of your home learning to Mr Tyler, so that we can all see what you've been doing. Or alternatively, send them to [c.holland1943@gmail.com](mailto:c.holland1943@gmail.com) and I can include them in the PowerPoint.

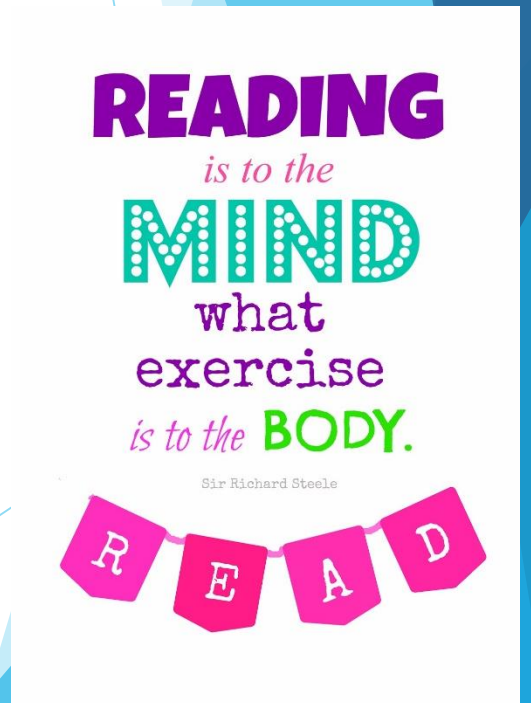
# 9AM - 9.30: PE

- Log onto Joe Wicks (YouTube) at 9am for your live workout to start the day.
- Remember to have a glass of water after you finish.



# Book Talk: Character description - features

- ▶ This week, we are going to use the excellent Oak Academy materials for our Book Talk sessions (and some of our other sessions too). Click on the link below.
- ▶ <https://classroom.thenational.academy/lessons/character-description-identifying-the-features-of-a-text>
- ▶ Watch the video, and complete the activities.



## 10.00 - 10.30: BREAK TIME


- ▶ Well done for all of your hard work so far this morning.
- ▶ Wash your hands, eat your **HEALTHY** snack and try to do something active.





# 10.30 - 11.15. Maths

- ▶ SEE THE WEBSITE FOR THE MATHS WORK.
- ▶ REMEMBER TO CLICK ON THE CORRECT YEAR GROUP.



Character  
Highs

11.15-12.00: English



The boy



1. Boy  
makes  
paper  
boat

2. Racing  
into a  
storm

?

?

?


?

?

?

?

?



Character  
Lows

Racing into  
a storm

## Plot Point 2

# Initiate



This image shows the boy rushing along, behind the fence, with his boat.

Gather precise words for him rushing:  
hurtling, dashing,  
speeding, skipping,  
bounding, pounding.

## Learning Objective:

To write effective sentences for our story.

## Steps to Success:

Precise verb 🐸

Simile =

Onomatopoeia 🚗



Racing into  
a storm

### Plot Point 2

## Model

Hurtling along the pavement, the boy  
imagined where his boat could sail.

### Learning Objective:

To write effective sentences for our story.

### Steps to Success:

Precise verb 🐢

Simile =

Onomatopoeia 🚗

Build a complex sentence, starting  
with a precise verb



Racing into  
a storm

## Plot Point 2

## Initiate



Looking at the same image, what do you think the fence could represent?

Discuss the fence representing the sea and gather a bank of adjectives and verbs for the sea/ waves - jagged, wild, rough, ferocious, crashing, rolling, tumbling.

## Learning Objective:

To write effective sentences for our story.

## Steps to Success:

Precise verb 🐸

Simile =

Onomatopoeia 🚗



## Plot Point 2

# Model

The fence was as jagged as a stormy sea -  
tumbling, crashing, roaring.

## Learning Objective:

To write effective sentences for our story.

## Steps to Success:

Precise verb 🏃

Simile =

Onomatopoeia 📢

Build a simile for the fence - adding three powerful verbs in the final position of the sentence.



Racing into  
a storm

## Plot Point 2

Gather  
onomatopoeic words for a  
storm - splash,  
splosh, drip, drop, pitter,  
patter, crack, bang,  
crackle, rumble, boom, flash.

# Initiate

## Sentence Stacking Lesson 2

### Learning Objective:


To write effective sentences for our story.

### Steps to Success:

Precise verb 🐸

Simile =

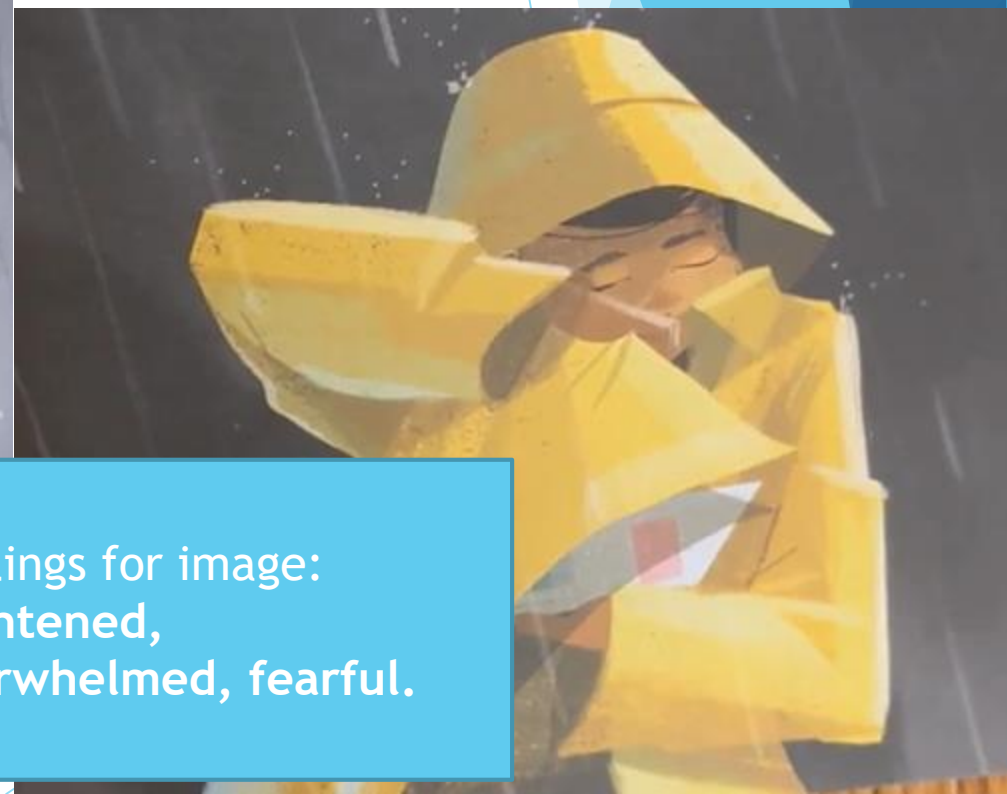
Onomatopoeia 🐸



Feelings for image:  
curious,  
apprehensive,  
wondering, expectant,  
nervous



Feelings for image:  
excited, interested,  
fascinated, entertained,  
amused



Feelings for image:  
frightened,  
overwhelmed, fearful.



Racing into  
a storm

## Plot Point 2

# Model

## Learning Objective:

To write effective sentences for our story.

## Steps to Success:

Precise verb 🍷

Simile =

Onomatopoeia 🚗

Provided sentence: Suddenly, the sky turned an ominous shade of black.

Teacher model: Rumble-tumble, rumble-tumble. The boy was curious. Pitter-patter, pitter-patter. The boy was delighted. Crash-boom, crash-boom. The boy was overwhelmed.

Increase the intensity of the storm, using onomatopoeic pairs and short feelings sentences.

Remember to just copy the provided sentence.

## 12.00 -1.00. LUNCHTIME

- ▶ Enjoy your healthy lunch
- ▶ Try your best to get some fresh air and exercise.





# 1.00 - 1.15. WORD OF THE DAY

**STEP 1. RECAP:** Begin by recapping one or two words that you are still not secure on. Practise these every day in this recap section until you know them inside out! My group - think how long we recapped 'believe' and 'exercise' until we cracked these.

**STEP 2. WEEKLY RECALL:** Recap previous day's word

## **STEP 3: LEARN NEW WORD**

Day	Miss Holland	Mrs Munton	Miss Neagle	Mr Icke
Monday	possible/possibly	endless	grammar	innocent
Tuesday	horrible/horribly	thankless	complete	innocence
Wednesday	terrible/terribly	love/lovely	consider	decent
Thursday	visible/visibly	quickly	enough	decency
Friday	incredible/incredibly	happily	caught	frequent

## **STEP 4: APPLY NEW WORD TO A SENTENCE**

Topic: 1:15 - 2:15

Geography: Temperate deciduous forest of the UK

► <https://www.youtube.com/watch?v=YiZ2E2qKMBs>




## 2.15 - 2.45. TIMES TABLE ROCKSTARS

- ▶ Have a go on Garage and Arena for this week to sharpen up your 7x tables.



## 2.45 - 3.00. Independent reading

- ▶ Remember to read your independent reading book aloud to a grown up at least 3 times a week.



### Miss Holland's Weekly Recommendation:

This week, I am reading *The Firework Maker's Daughter*. A book I've been meaning to read for a long time!

Lila wants to become a firework maker like her father but he says she can't. So she sets off on an adventure to try and prove her father wrong.

- ▶ *Reviews:* Full of hilarious, lovable characters this is a book you will want to read over and over again (*The Sunday Times*)

A wonderfully written adventure story (*Guardian*)



3:00 - 3.15

## Clockwork by Phillip Pullman

Phillip Pullman is the author of the famous *His Dark Materials* trilogy.

