



By Isla



Tuesday 23rd June

Remember to send photographs of your home learning to Mr Tyler, so that we can all see what you've been doing. Or alternatively, send them to c.holland1943@gmail.com and I can include them in the PowerPoint.

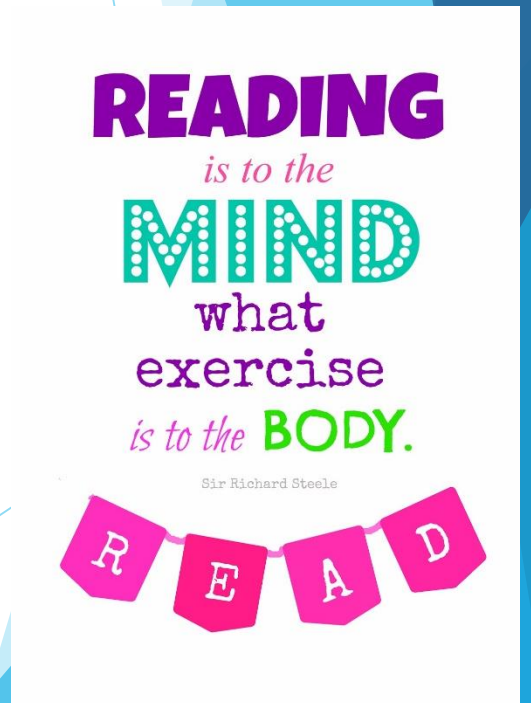
9AM - 9.30: PE

- Joe Wicks is no longer doing a workout each day.
- However, you can still choose from one of the old workouts he has done.
- Or, alternatively, you could go for a walk, run around your garden, bounce on the trampoline (if you have one), do some skipping, or another form of exercise that you enjoy.



Book Talk: Character description

- ▶ This week, we are going to use the excellent Oak Academy materials for our Book Talk sessions (and some of our other sessions too). Click on the link below.
- ▶ <https://classroom.thenational.academy/lessons/character-description-reading-comprehension-fact-retrieval>
- ▶ Watch the video, and complete the activities.




10.00 - 10.30: BREAK TIME

- ▶ Well done for all of your hard work so far this morning.
- ▶ Wash your hands, eat your **HEALTHY** snack and try to do something active.



10.30 - 11.15. Maths

- ▶ SEE THE WEBSITE FOR THE MATHS WORK.
- ▶ REMEMBER TO CLICK ON THE CORRECT YEAR GROUP.



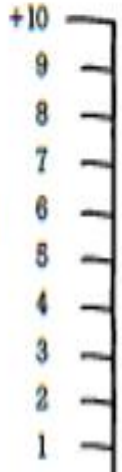
11:15-12:15: English

You will need your paper boat and the feelings/action words that you jotted down yesterday, for this lesson.

Look at the next slide to see the first plot point - boy makes boat.



Character
Highs



The boy



1. Boy
makes
paper
boat

?

?

?

?


?

?

?

?

?



Character
Lows

PLOT
POINT 1:
Boy makes
paper
boat.

Initiate

Learning Objective:

To write effective sentences for our story.

Steps to Success:

Repetition for effect 🌐

Feelings ❤️

Noticing 👁️


Discuss action words/imperative verbs from yesterday's experience lesson.

ACTIONS/IMPERATIVE VERBS

tear
fold
measure
crease
hold
turn
reverse
flip
mirror
copy
bend.

Time adverbials for finally:

eventually
at last
in the end
after some time



PLOT
POINT 1:
Boy makes
paper
boat.



Model

Learning Objective:

To write effective sentences for our story.

Steps to Success:

Repetition for effect

Feelings

Noticing 🧐

Crease by crease. Fold by fold. Turn by turn. Eventually, the boy had built a fine paper boat.

Include your own action words in the modelled structure. Open another sentence with a time adverbial and describe the finished boat.

PLOT
POINT 1:
Boy makes
paper
boat.

Initiate

Learning Objective:

To write effective sentences for our story.

Steps to Success:

Repetition for effect 🌐

Feelings ❤️

Noticing 👁️

FEELINGS (making boat)



proud, happy, thrilled,
excited, satisfied,
chuffed, overjoyed,
delighted.

Action words (precise verbs for ran)

rushed, hurried, raced,
pelted, pounded, charged,
belted.

PLOT
POINT 1:
Boy makes
paper
boat.



Model

Learning Objective:

To write effective sentences for our story.

Steps to Success:

Repetition for effect 🌐

Feelings ❤️

Noticing 👁️

Excited and proud, he dressed quickly and raced outside onto the steps.

Start your sentence with two feelings and include a precise verb for 'ran'.

PLOT
POINT 1:
Boy makes
paper
boat.



Initiate

Learning Objective:

To write effective sentences for our story.

Steps to Success:

Repetition for effect 🗺️

Feelings ❤️

Noticing 👁️

grey	shadow	graphite	iron
pewter	cloud	silver	smoke
slate	anchor	ash	porpoise
dove	fog	flint	charcoal
pebble	lead	coin	fossil

Select your
favourite word
from the grey
colour
thesaurus.

PLOT
POINT 1:
Boy makes
paper
boat.



Model

Learning Objective:

To write effective sentences for our story.

Steps to Success:

Repetition for effect 🌐

Feelings ❤️

Noticing 🙄

As he looked up, he noticed the sky was charcoal-grey.

Describe the grey sky using your favourite synonym

12.00 -1.00. LUNCHTIME

- ▶ Enjoy your healthy lunch
- ▶ Try your best to get some fresh air and exercise.



1.00 - 1.15. WORD OF THE DAY

STEP 1. RECAP: Begin by recapping one or two words that you are still not secure on. Practise these every day in this recap section until you know them inside out! My group - think how long we recapped 'believe' and 'exercise' until we cracked these...

STEP 2. WEEKLY RECALL: Recap previous day's word

STEP 3: LEARN NEW WORD

Day	Miss Holland	Mrs Munton	Miss Neagle	Mr Icke
Monday	possible/possibly	endless	grammar	innocent
Tuesday	horrible/horribly	thankless	complete	innocence
Wednesday	terrible/terribly	love/lovely	consider	decent
Thursday	visible/visibly	quickly	enough	decency
Friday	incredible/incredibly	happily	caught	frequent

STEP 4: APPLY NEW WORD TO A SENTENCE

Topic: 1:15 - 2:15

History: How did Henry VIII initiate the Reformation?

- ▶ <https://classroom.thenational.academy/lessons/how-did-henry-viii-initiate-the-reformation>
- ▶ Hopefully, you can use your Tudor knowledge to help with this lesson.


2.15 - 2.45. TIMES TABLE ROCKSTARS

- ▶ Have a go on Garage and Arena for this week to sharpen up your 7x tables.



2.45 - 3.00. Independent reading

- ▶ Remember to read your independent reading book aloud to a grown up at least 3 times a week.



Miss Holland's Weekly Recommendation:

This week, I am reading *The Firework Maker's Daughter*. A book I've been meaning to read for a long time!

Lila wants to become a firework maker like her father but he says she can't. So she sets off on an adventure to try and prove her father wrong.

- ▶ *Reviews:* Full of hilarious, lovable characters this is a book you will want to read over and over again (*The Sunday Times*)

A wonderfully written adventure story (*Guardian*)

3:00 - 3.15

Clockwork by Phillip Pullman

Phillip Pullman is the author of the famous *His Dark Materials* trilogy.

