



## Monday 15<sup>th</sup> June

Remember to send photographs of your home learning to Mr Tyler, so that we can all see what you've been doing. Or alternatively, send them to [c.holland1943@gmail.com](mailto:c.holland1943@gmail.com) and I can include them in the PowerPoint.

Thank you Archie, Frankie and Isla for your photos.



By Isla



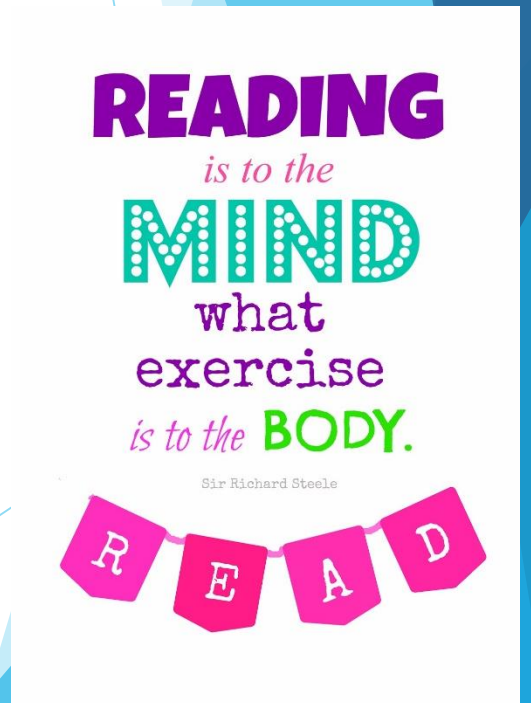
# 9AM - 9.30: PE

- Log onto Joe Wicks (YouTube) at 9am for your live workout to start the day.
- Remember to have a glass of water after you finish.



# Book Talk: Character description - features

- ▶ This week, we are going to use the excellent Oak Academy materials for our Book Talk sessions (and some of our other sessions too). Click on the link below.
- ▶ <https://classroom.thenational.academy/lessons/character-description-identifying-the-features-of-a-text-4b3bae/>
- ▶ Watch the video, and complete the activities.



## 10.00 - 10.30: BREAK TIME


- ▶ Well done for all of your hard work so far this morning.
- ▶ Wash your hands, eat your **HEALTHY** snack and try to do something active.





# 10.30 - 11.15. Maths

- ▶ SEE THE WEBSITE FOR THE MATHS WORK.
- ▶ REMEMBER TO CLICK ON THE CORRECT YEAR GROUP.






# 11:15-12:15: English

We are back to narrative this week, and we will be using the wordless, picture book *Float*, as inspiration for our writing.

Today's session is an EXPERIENCE DAY.





- ▶ This is the inside cover of the book 'Float'
- ▶ Look at the picture, and the instructions how to make a paper boat.
- ▶ Make your own paper boat, collecting your feelings throughout the task.
- ▶ Jot your feelings down as you go. 
- ▶ Also jot down, all of the action words involved in making the boat (fold, tear etc). 



## How to make a paper boat

1



Start with an A4 sheet of paper.  
Fold in half, top to bottom.

2



To find centre, fold in the  
other direction and unfold.

3



Fold corners down  
using centre fold as a guide.

4



Fold flaps up on  
both sides.

5



Put thumbs in middle  
and open out...

6



...until it makes a square.  
Tuck corners of one flap  
under the other.

7



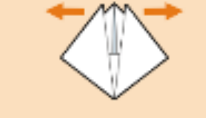
Fold up at both sides.

8



Put thumbs in middle  
and open out again...

9



...until it makes a square.  
Pull corners out...

10



... and press flat.

11



Open out to make boat shape.


12





## 12.00 -1.00. LUNCHTIME

- ▶ Enjoy your healthy lunch
- ▶ Try your best to get some fresh air and exercise.



# 1.00 - 1.15. WORD OF THE DAY

**STEP 1. RECAP:** Begin by recapping one or two words that you are still not secure on. Practise these every day in this recap section until you know them inside out! My group - think how long we recapped 'believe' and 'exercise' until we cracked these.

**STEP 2. WEEKLY RECALL:** Recap previous day's word

## **STEP 3: LEARN NEW WORD**

Day	Miss Holland	Mrs Munton	Miss Neagle	Mr Icke
Monday	possible/possibly	endless	grammar	innocent
Tuesday	horrible/horribly	thankless	complete	innocence
Wednesday	terrible/terribly	love/lovely	consider	decent
Thursday	visible/visibly	quickly	enough	decency
Friday	incredible/incredibly	happily	caught	frequent

## **STEP 4: APPLY NEW WORD TO A SENTENCE**

# Topic: 1:15 - 2:15

## Music - Pulse

- ▶ In this lesson you are going to be learning about pulse. You will clap the pulse to lots of different pieces of music from a variety of genres and also learn some songs
- ▶ <https://classroom.thenational.academy/lessons/pulse-b060fd>
- ▶ Another great activity. Please send me your pictures as I love seeing them.

## 2.15 - 2.45. TIMES TABLE ROCKSTARS


- ▶ Have a go on Garage and Arena for this week to sharpen up your 7x tables.





## 2.45 - 3.00. Independent reading

- ▶ Remember to read your independent reading book aloud to a grown up at least 3 times a week.



### Miss Holland's Weekly Recommendation:

This week, I am reading *The Firework Maker's Daughter*. A book I've been meaning to read for a long time!

Lila wants to become a firework maker like her father but he says she can't. So she sets off on an adventure to try and prove her father wrong.

- ▶ *Reviews:* Full of hilarious, lovable characters this is a book you will want to read over and over again (*The Sunday Times*)

A wonderfully written adventure story (*Guardian*)

3:00 - 3.15

## Clockwork by Phillip Pullman

Phillip Pullman is the author of the famous *His Dark Materials* trilogy.

