

Thursday 11th June

Remember to send photographs of your home learning to Mr Tyler, so that we can all see what you've been doing. Or alternatively, send them to c.holland1943@gmail.com and I can include them in the Powerpoint.

If you have a book recommendation for us, then please feel free to e-mail me this too so I can share with others.



9AM - 9.30: PE

- Log onto Joe Wicks (YouTube) at 9am for your live workout to start the day.
- Remember to have a glass of water after you finish.



Book Talk: Persuasive Letter

- ▶ This week, we are going to use the excellent Oak Academy materials for our Book Talk sessions (and some of our other sessions too). Click on the link below.
- ▶ <https://www.thenational.academy/year-5/english/persuasive-letter-reading-comprehension-word-meaning-year-5-wk3-2>
- ▶ Watch the video, and complete the activities.

READING

is to the

MIND

what

exercise

is to the **BODY.**

Sir Richard Steele




10.00 - 10.30: BREAK TIME

- ▶ Well done for all of your hard work so far this morning.
- ▶ Wash your hands, eat your **HEALTHY** snack and try to do something active.



10.30 - 11.15. Maths

- ▶ SEE THE WEBSITE FOR THE MATHS WORK.
- ▶ REMEMBER TO CLICK ON THE CORRECT YEAR GROUP.

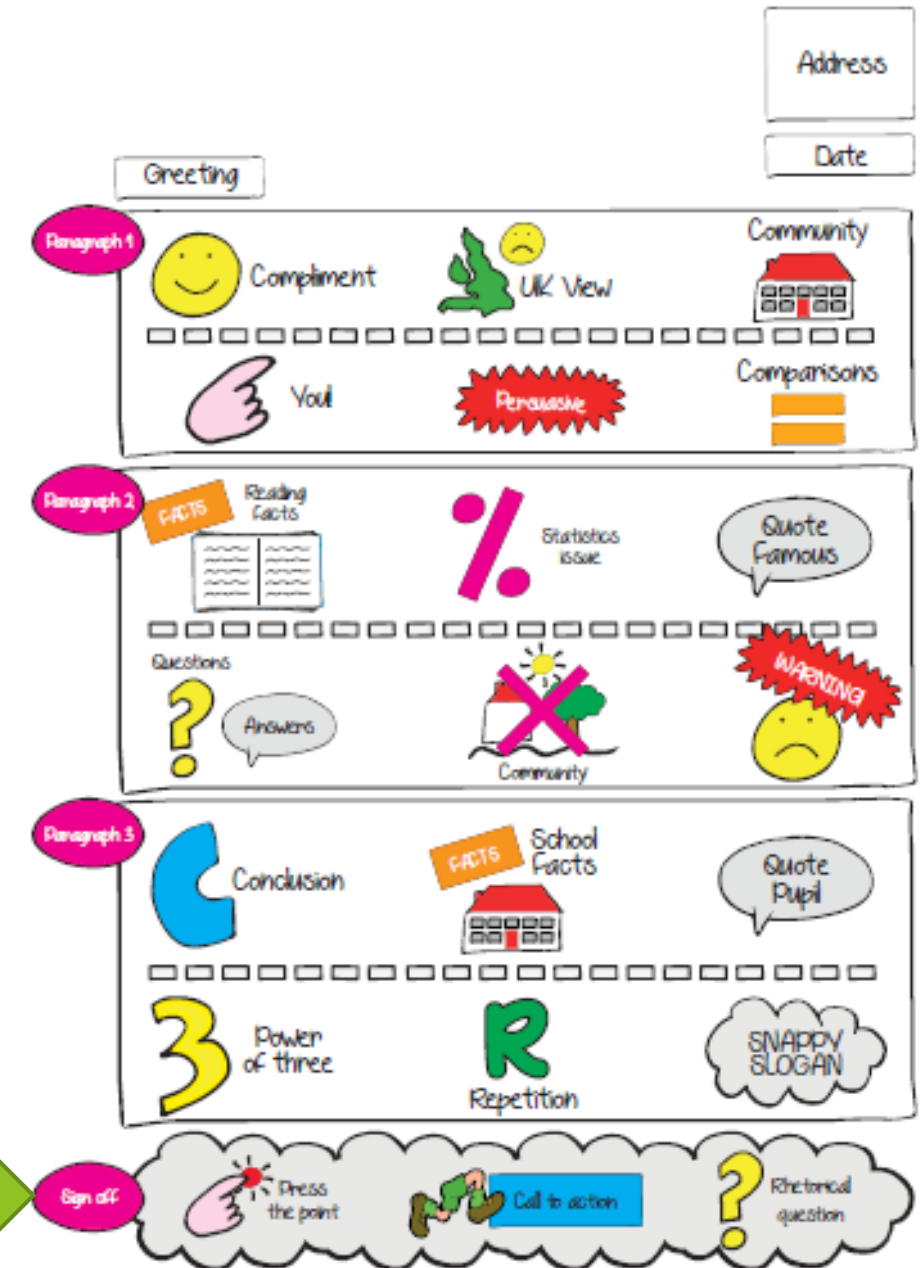


English: 11.15-12.00

- ▶ Chunk 1: Positive language
- ▶ Chunk 2: Dramatic Tone
- ▶ Chunk 3: Rhetorical Questions

We are here

Shape of persuasive letter



Chunk 1: Initiate

Think of a bank of positive words
enticing, rewarding, beneficial, tempting, enriching.

Finish the phrase (about the
author visit):

We are looking forward to...

Chunk 1: Model

Provided sentence starter:

We are looking forward to

Teacher Model: a mutually rewarding partnership between
yourself and our school.

Use positive words to complete a sentence
starter

Chunk 2: Initiate

- Gather a bank of dramatic never before sentences (add 3 of your own):

Never before has it been so important that you help us out.

Never before have children needed your help

Never before...

Never before...

Never before...

Chunk 2: Model

- ▶ Provided sentence starter: Never before...
- ▶ Teacher Model: has it been so important that you connect with your readers.

Complete the sentence starter, with a dramatic phrase.

Chunk 3: Initiate

- ▶ Write down a list of question beginnings:
- ▶ why, how, when, do, can.
- ▶ Respond with an exclamation sentence.
- ▶ You can make that happen!


Chunk 3: Model

- ▶ Why should you give up your valuable time? You could be that person to make the difference to our reading!

Use a rhetorical question and punctuate accurately with questions and exclamation marks.

12.00 -1.00. LUNCHTIME

- ▶ Enjoy your healthy lunch
- ▶ Try your best to get some fresh air and exercise.



1.00 - 1.15. WORD OF THE DAY

STEP 1. RECAP: Begin by recapping one or two words that you are still not secure on. Practise these every day in this recap section until you know them inside out! My group - think how long we recapped 'believe' and 'exercise' until we cracked these...

STEP 2. WEEKLY RECALL: Recap previous day's word

STEP 3: LEARN NEW WORD

Day	Miss Holland	Mrs Munton	Miss Neagle	Mr Icke
Monday	understandable	June	library	privilege
Tuesday	reasonable	July	notice	queue
Wednesday	enjoyable	August	heard	observant
Thursday	reliable	September	mention	observance
Friday	Test and practise words so far	October	actual	expectant

STEP 4: APPLY NEW WORD TO A SENTENCE

Topic: 1:15 - 2:15

Science: What is light and where does it come from?

- ▶ You will need a piece of paper and a pencil for this lesson. If you would like to take part in the practical investigation you will need: a light source (e.g. lamp, torch or phone light), a piece of paper, a piece of cardboard and a piece of something transparent (e.g. clear plastic). If you do not have these items you can still complete the lesson by watching the teacher's demonstration.
- ▶ <https://www.thenational.academy/year-4/foundation/what-is-light-and-where-does-it-come-from-year-4-wk1-3#slide-3>
- ▶ Remember to click on the end of lesson quiz, to check how much you have learned.


2.15 - 2.45. TIMES TABLE ROCKSTARS

- Have a go on Garage and Arena for this week to sharpen up your 5x tables.



2.45 - 3.00. Independent reading

- ▶ Remember to read your independent reading book aloud to a grown up at least 3 times a week.



Miss Holland's Weekly Recommendation:

This week, I am reading *A Pocketful of Stars*. This author uses the **Noticing lens** really well to immerse the author. The main character loves video games, and often turns situations into video games in her mind. Let me know, if you choose to read it too, and what you think of it.

*Review: **A Pocketful of Stars** is a painful, beautiful story about the gaps that can form in our relationships as we grow and change, and whether those gaps can (or should) be held together.*

3:00 - 3.15

Kensuke's kingdom!

