




Penguins

I can create programs with a sequence of linked instructions.

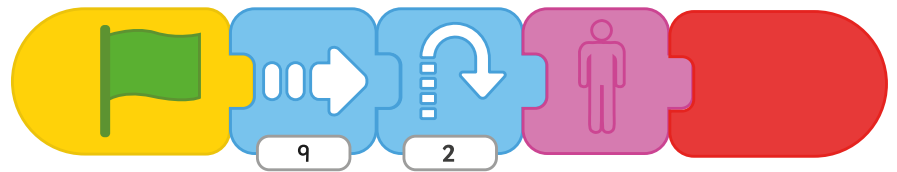


Open the ScratchJr app and start a new project in the My Projects screen.

Choose the **Arctic** background and add a **Penguin**. Delete the cat.

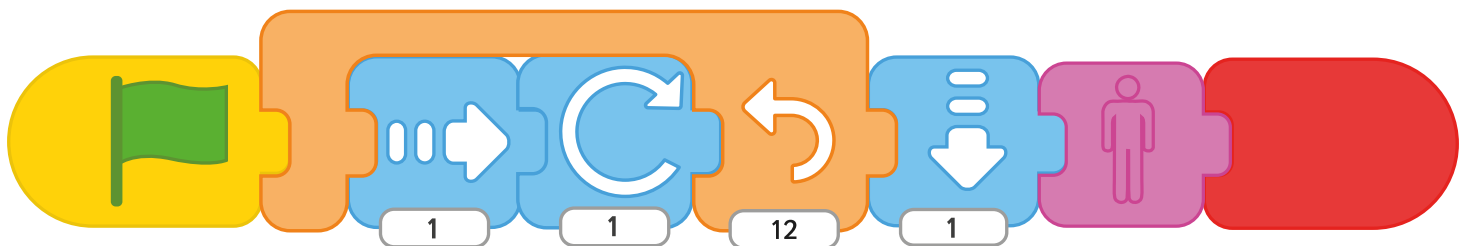



Add this sequence of instructions for your penguin:



What happens after running the sequence once?

Add a **GO HOME** button after **GREEN FLAG** then add: **WAIT** for 5, **MOVE UP** 3, **SHOW**, **HOP**.



Try this sequence for another penguin. **Predict** what it will do before running it.




Penguins

I can create programs with a sequence of linked instructions.




Open the ScratchJr app and start a new project in the My Projects screen.

Choose the **Arctic** background and add a **Penguin**. Delete the cat.

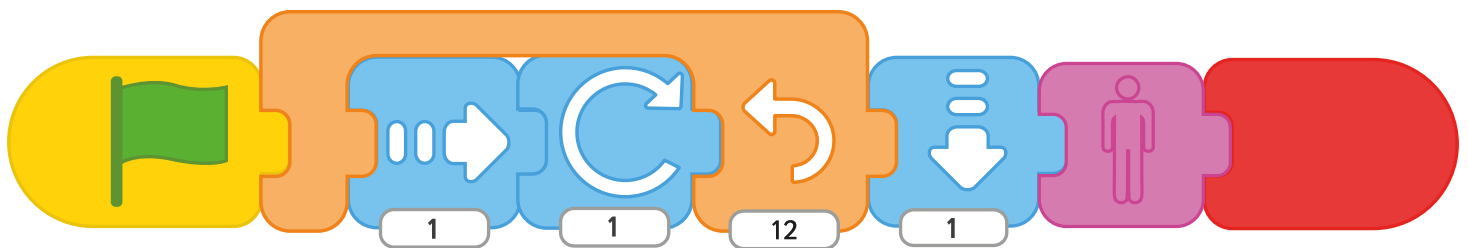


Add this sequence of instructions for your penguin:



Add a second penguin and colour it a different colour. Rename as penguin2.

Try this sequence for another penguin. Predict what it will do before running it.



Try out your own sequences to make more penguins move in different ways!

Give each penguin a different colour and name.

Make them all start at the same time OR only start when you tap on them.