

THURSDAY
21/5/2020

JOE WICKS 9:00 - 9:30

- Log onto Joe Wicks on YouTube
- Remember to have a glass of water after you finish



Book talk – possible plot points
from last session.



Walking
through the
Forest

Sees the
smoke

Gets on the
train

Ends up
outside the
factory

Wants to
go home

Walks
home with
the leaf



BOOK TALK - ALMA

- Use the link to access the film clip, that we will be using for the next two sessions.
- <https://www.literacyshed.com/alma.html>
- Read the question instructions carefully, remembering to pause the video when asked to.

Pause the film after 20seconds, when you see Alma appearing in the archway.

- 1) How can we describe the weather using similes?
- 2) What is the effect of making everything grey?

Pause as the window image begins to fade – 46seconds

- 3) What does the window look like? 🧐
- 4) How does the window make the viewer feel? ❤️

Pause the film when the doll appears behind Alma

- 5) What makes Alma turn round?
- 6) What rhetorical question(s) might Alma be asking herself at this point? 🗨️
- 7) How would you feel if you turned round and there was a doll who looked exactly like you, standing behind you? ❤️



BREAKTIME 10:00 - 10:30

<https://www.youtube.com/watch?v=tlcmf35JJo8>

- Have a good break
- Enjoy your **HEALTHY** snack

Can you do the
challenge I've set for
you?

Battleships: Level 2 Home Physical Education

How to play:

- With a partner, each player places three targets (battleships) in front of them. Place an additional battleship know as the 'ultimate battleship' in the middle.
- Players take turns to throw an object towards their opponent's battleships.
- Each time a battleship is hit, it is removed. If players hit the ultimate battleship they can add back one of their battleships that has been hit.
- The winner is the first player to hit all of their partner's battleships.



Can you play by
the rules and
respect your
opponent?

Can you focus
on the
target and
concentrate?

Top Tips

Throwing Underarm

Step forwards with one foot,
releasing the ball from low
to high using your opposite
hand

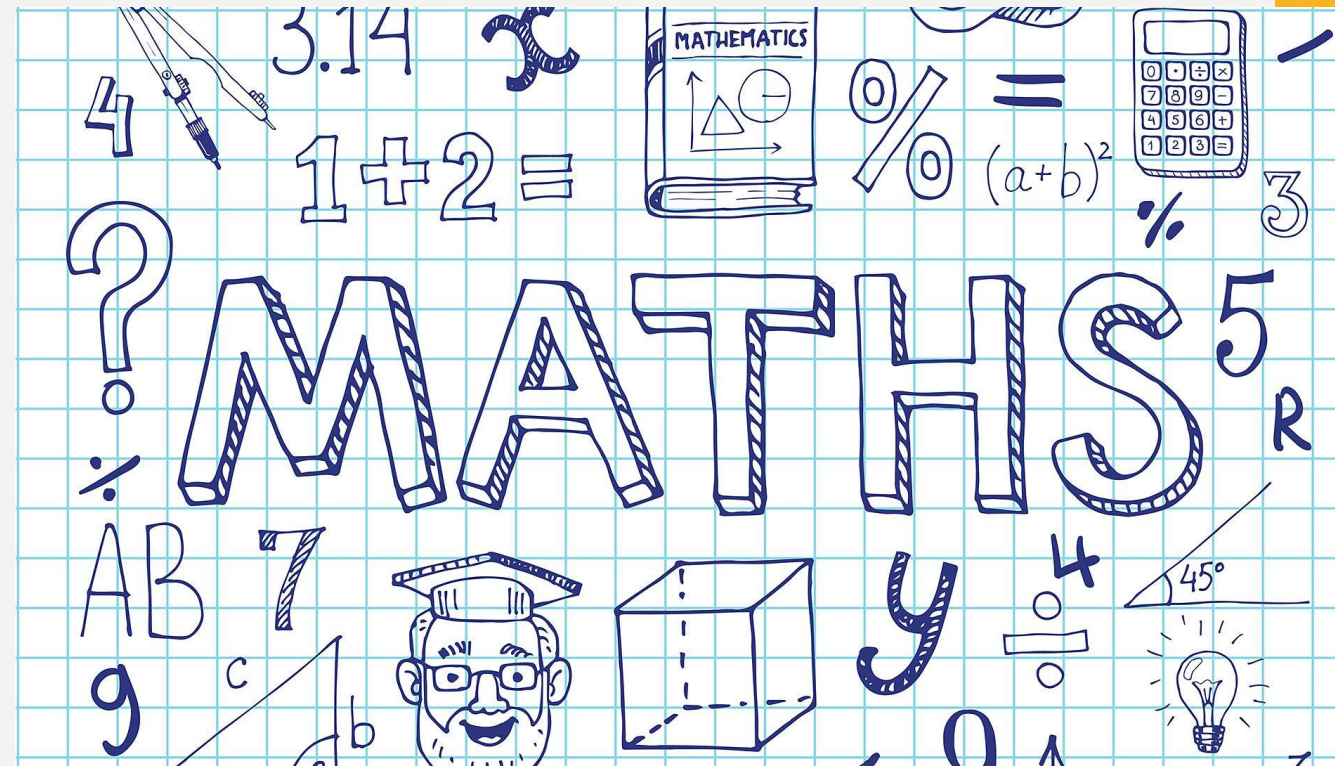
Let's Reflect

What did you learn after
each throw to adapt for the
next?

How did you keep focused?

MATHS 10:30 - 11:15

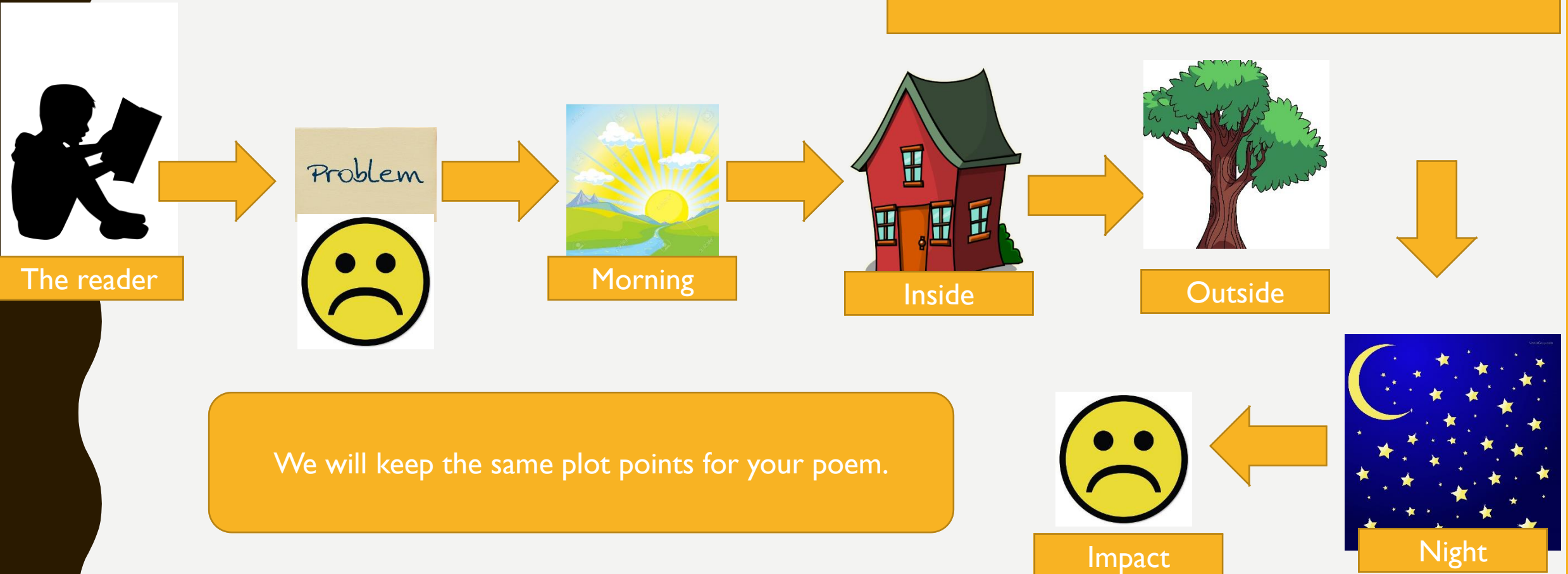
- SEE THE SEPARATE PPT FOR MATHS.
- REMEMBER TO CLICK ON THE CORRECT YEAR GROUP.



SHAPE OF THE POEM

Today we are going to plan our own poem, based on the Sound Collector by Roger McGough.

Think about what else can be ripped from the us
Love/Happiness
Dreams
Food
Could we link it to the current COVID situation?



PLANNING

- Today's session will be all about planning each stanza of your poem.
- I'd like you to spend 10mins planning each plot point before moving onto the next. Be strict about this and use the whole 10mins available to you (if you need more then that is fine).
- We will use the same structure for collecting ideas as we did in the previous sessions. See the next slides
- Tomorrow, we will write our poem in the morning, then copy these up and decorate them in the afternoon.

STANZA 1: THE PROBLEM



Colour

Rhyme


STANZA 2: MORNING

Morning colours!	Colour	Rhyme
		

STANZA 3: INSIDE THE HOUSE

Inside colours!	Colour	Rhyme
		

STANZA 4: OUTSIDE

Outside colours!	Colour	Rhyme
		

STANZA 5: NIGHT TIME

Night time colours!	Colour	Rhyme
		

STANZA 6: IMPACT

Impact	Colour	Rhyme
		

LUNCHTIME 12:00 – 1:00

- Enjoy your healthy lunch
- Try your best to get some fresh air.

Can you do the
challenge I've set for
you?


Battleships: Level 2

Home Physical Education

Can you play by the rules and respect your opponent?

How to play:

- With a partner, each player places three targets (battleships) in front of them. Place an additional battleship know as the 'ultimate battleship' in the middle.
- Players take turns to throw an object towards their opponent's battleships.
- Each time a battleship is hit, it is removed. If players hit the ultimate battleship they can add back one of their battleships that has been hit.
- The winner is the first player to hit all of their partner's battleships.



Can you focus on the target and concentrate?

Top Tips

Throwing Underarm

Step forwards with one foot, releasing the ball from low to high using your opposite hand

Let's Reflect

What did you learn after each throw to adapt for the next?

How did you keep focused?

WORD OF THE DAY 1:00 - 1:15

STEP 1. RECAP: Begin by recapping one or two words that you are still not secure on. Practise these every day in this recap section until you know them inside out! My group – think how long we recapped ‘believe’ and ‘exercise’ until we cracked these...

STEP 2. WEEKLY RECALL: Recap previous day's word

STEP 3: LEARN NEW WORD

Day	Miss Holland	Mrs Munton	Miss Neagle	Mr Icke
Monday	invasion	would/wouldn't	group	individual
Tuesday	confusion	could/couldn't	continue	awkward
Wednesday	decision	should/shouldn't	learn	muscle
Thursday	collision	any/many	fruit	government
Friday	television	climb	favourite	parliament

STEP 4: APPLY NEW WORD TO A SENTENCE

TOPIC: 1:45 – 2:15



Complete session 4 of the Geography Classroom

Hopefully you are enjoying these and finding out lots of new and interesting facts about the world.

Here is the link below:

<https://www.bing.com/videos/search?q=the+Geography+Classroom&ru=%2fsearch%3fq%3dthe%2bGeography%2bClassroom%26FORM%3dHDRSCI&view=detail&mmscn=vwrc&mid=739AE48BA8491A3DDB25739AE48BA8491A3DDB25&FORM=WRVORC>

TT ROCKSTARS 2:15 - 2:45

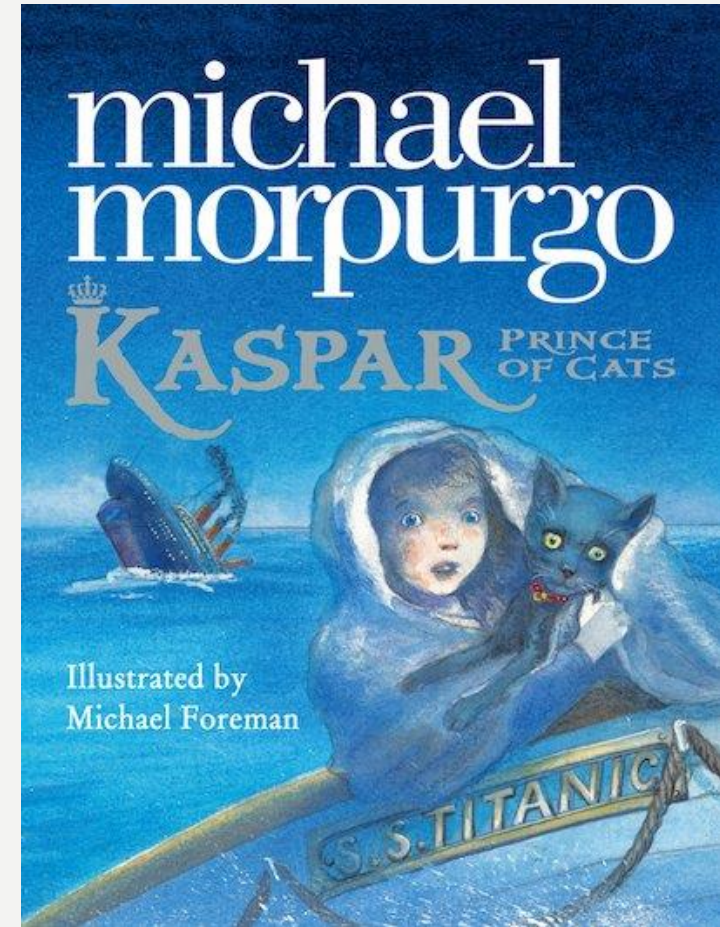
- Can you have a go on garage and Arena to sharpen up your 4x table
- We are continuing to work back through our tables. Please make sure you do this, as I had noticed that 3s and 4s were a bit wobbly before we broke up from school.



INDEPENDENT READING 2:45 - 3:00

My recommended read this week is...

The setting of this story is the Titanic!



3:00

KENSUKE'S KINGDOM!



What impression do you get of
Kensuke now that you know
more about him?

