

**TUESDAY**  
**19/5/2020**

# SEA CREATURE OF THE WEEK

Watch the clip on Blue Whales



<https://www.bing.com/videos/search?q=blue+whale+national+geographic+video&docid=608013325607698535&mid=222E5D1EAE3711DF36C7222E5D1EAE3711DF36C7&view=detail&FORM=VIRE>



# JOE WICKS 9:00 - 9:30

- Log onto Joe Wicks on YouTube
- Remember to have a glass of water after you finish



**P.E. WITH JOE**

**Monday - Friday**

**9am Live on YouTube**

**The Body Coach TV**

**#PEwithJOE**

© Joe Wicks / Instagram

# BOOK TALK 9:30 - 10:00



Here are the some example responses from yesterday.

Watch the first 10seconds then pause the film to answer the following question.

- 1) What time of year is it? How do you know? **Autumn because all the leaves have fallen from the trees and they are brown.**

Pause the film after the robot sees the smoke.

- 2) What do you think is causing the smoke? **A train.**

Pause the film after 31s.The robot is following the train.

- 3) Why do you think the robot is following the train? **He has the same symbol on his body as the**

- 4) What do you think he might be trying to find out? **Maybe he is trying to find out where he co**

Pause the film when the gates open outside the factory gates.

- 5) What could this factory be? **It could be where he was made.**

- 6) How does the film director begin to build tension? **It is dark and through sound.**

- 7) What do you think the robot is thinking? **He is wondering whether he is brave enough to go in perhaps.**

- 8) If you could use a rhetorical question here, what would it be? **Will I find my family here?**



# **BOOK TALK**

origins

We are going to use a film clip as the stimulus for our Book Talk session today.

The film clip is called 'Origins' and here is the link: <https://www.literacyshed.com/origins.html#>

Remember to pause the clip when instructed to respond to the questions.

Pause the film when the robot stands on the leaf.

- 1) What do you think the robot is thinking?
- 2) Why do you think the robot does not work in the factory anymore?
- 3) Do you think the factory is a pleasant place to be?
- 4) Would you rather be in the forest or the factory? Why?

Pause when the robot looks down the tracks to the pink sky.

- 5) How does the director make the forest seem like more of an attractive place at this point?
- 6) What do you think the robot is thinking?

Watch the film until the end.

- 7) Why do you think the robot chooses to go to the forest instead of inside the factory?
- 8) Why do you think the film is called 'origins.'



# BREAKTIME 10:00 - 10:30

<https://www.youtube.com/watch?v=ciN7RoiB9Lc>

- Have a good break
- Enjoy your **HEALTHY** snack

Can you do the  
challenge I've set for  
you?

## Avoid the Defenders Home Physical Education

### How to play:

- Choose a start point and place another marker at the opposite end of the space.
- Layout objects; teddy bears, cones across the playing area. These are known as the defenders.
- Can you dribble using your feet, from the starting point, around the marker and back avoiding the defenders?
- If you dribble around the markers and back you score 1 point. If you hit a defender they score 1 point. The first to score 5 points are the winners.



Can you play  
fairly and  
keep the  
score?

Can you keep  
trying even if  
the defenders  
score more  
points than  
you?

### Top Tips

#### Dribbling: Feet

Keep the ball close to you,  
use small touches.

Try to use the inside and  
outside of your foot to keep  
control.

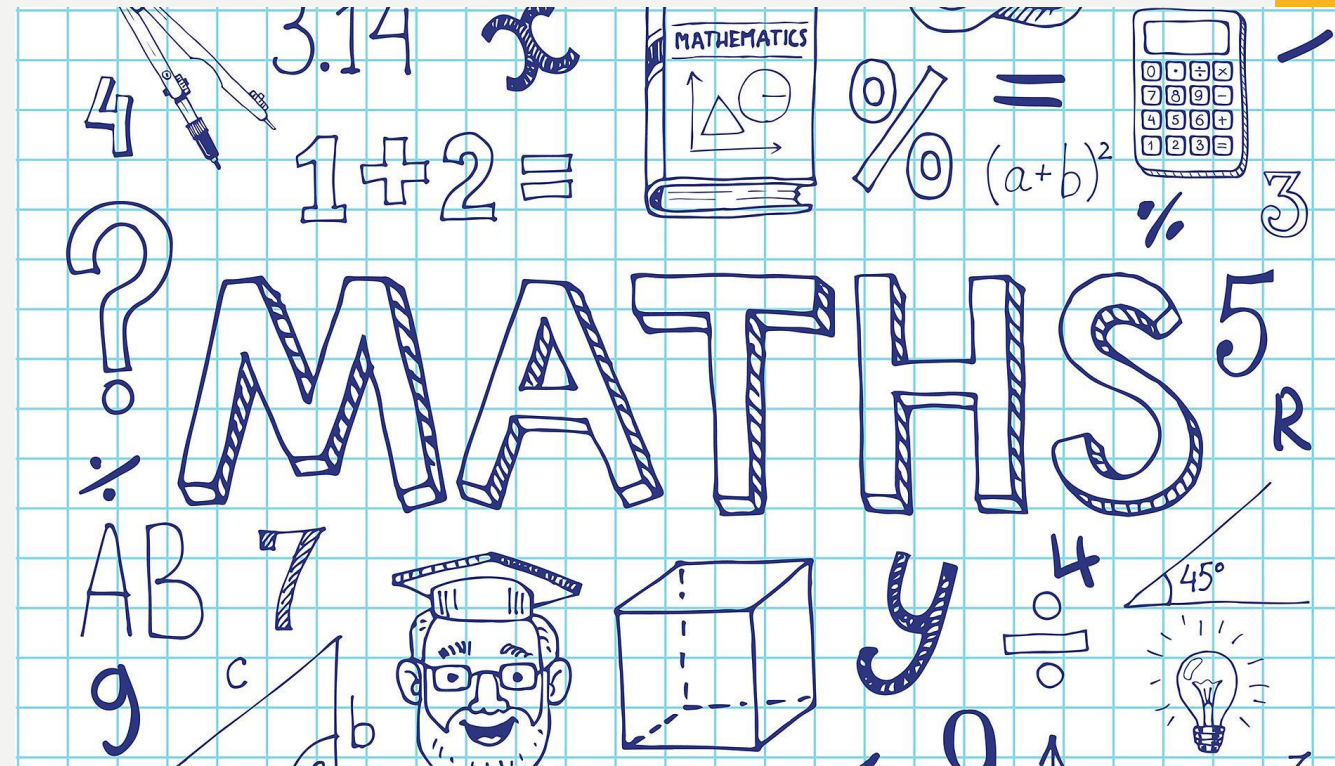
### Let's Reflect

Why did you need to keep  
the ball close to you?


What did you learn after  
each run through to help  
with the next dribble?

# MATHS 10:30 - 11:15

- SEE THE SEPARATE PPT FOR MATHS.
- REMEMBER TO CLICK ON THE CORRECT YEAR GROUP.






# ENGLISH 11:15 - 12:00



- Today, we are going to write the 4<sup>th</sup> stanza of our poem.
- In this stanza, we will focus on colours outside the house.
- TASK 1: Go on a colour hunt, outside of your house. Write down the colour/item of everything that catches your attention. REMEMBER TO PRACTICE SOCIAL DISTANCING WHILST UNDERTAKING THIS TASK.
- E.g. sand-coloured fence, red bricks, blue garage-door, pink rose, grey pigeon, blue butterfly etc.




# SHAPE OF THE POEM




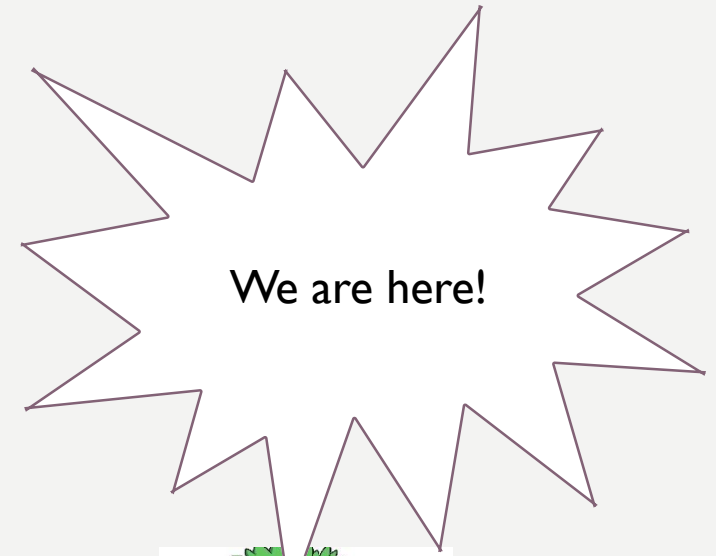
Morning



Inside



Outside



Impact



Night

# STANZA 4: THE OUTSIDE

Outside colours! Here are some ideas but what others can you think of?



REMEMBER TO SPEND TIME THINKING OF YOUR OWN IDEAS TOO! YOU MAY EVEN IMAGINE AN OUTSIDE PLACE YOU WOULD LIKE TO BE...LIKE A BEACH OR A FOREST

## Colour

What colours might we see outside. Think about positive colours that are being taken away

Lilac of the woodfinch

Blue of the butterfly

Green of the door

Golden sand

Green wood

## Rhyme

Once you have an idea, then see which words could possibly rhyme with the last word.

Woodfinch – inch/clinch/Grinch

Butterfly –  
~~high~~/try/sky/why/reply/deny/tie/  
sigh/shy/cry/goodbye

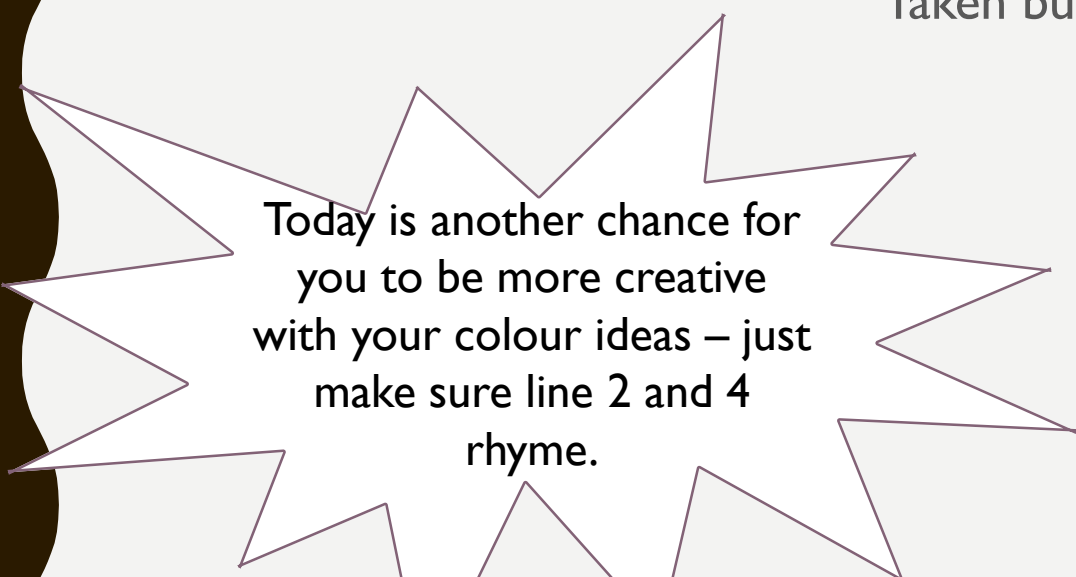
Door – no more/floor/store/  
sore/tore

Sand –  
hand/stand/band/land/fanned

Wood –  
hood/stood/could/should

# MODEL: STANZA 4

The lilac of the woodfinch,  
The blue of the butterfly  
The pink of the orchid  
Taken but nobody knows why



Today is another chance for  
you to be more creative  
with your colour ideas – just  
make sure line 2 and 4  
rhyme.

Task: Write your  
own fourth  
stanza with 4  
lines and the  
same rhyming  
structure.

# LUNCHTIME 12:00 – 1:00

- Enjoy your healthy lunch
- Try your best to get some fresh air.

Can you do the  
challenge I've set for  
you?

## Avoid the Defenders Home Physical Education

### How to play:

- Choose a start point and place another marker at the opposite end of the space.
- Layout objects; teddy bears, cones across the playing area. These are known as the defenders.
- Can you dribble using your feet, from the starting point, around the marker and back avoiding the defenders?
- If you dribble around the markers and back you score 1 point. If you hit a defender they score 1 point. The first to score 5 points are the winners.



Can you play  
fairly and  
keep the  
score?

Can you keep  
trying even if  
the defenders  
score more  
points than  
you?

### Top Tips

#### Dribbling: Feet

Keep the ball close to you,  
use small touches.

Try to use the inside and  
outside of your foot to keep  
control.

### Let's Reflect

Why did you need to keep  
the ball close to you?

What did you learn after  
each run through to help  
with the next dribble?

# WORD OF THE DAY 1:00 - 1:15

**STEP 1. RECAP:** Begin by recapping one or two words that you are still not secure on. Practise these every day in this recap section until you know them inside out! My group – think how long we recapped ‘believe’ and ‘exercise’ until we cracked these...

**STEP 2. WEEKLY RECALL:** Recap previous day’s word

## **STEP 3: LEARN NEW WORD**

Day	Miss Holland	Mrs Munton	Miss Neagle	Mr Icke
Monday	invasion	would/wouldn't	group	individual
<b>Tuesday</b>	confusion	could/couldn't	continue	awkward
Wednesday	decision	should/shouldn't	learn	muscle
Thursday	collision	any/many	fruit	government
Friday	television	climb	favourite	parliament

**STEP 4: APPLY NEW WORD TO A SENTENCE**



# TOPIC – GEOGRAPHY: ANTARCTICA

<https://www.bing.com/videos/search?q=geography+classroom+you+tube&docid=608053565044689019&mid=0DD9CD5FDE5A95D7522A0DD9CD5FDE5A95D7522A&view=detail&FORM=VIRE>

Log on to the second Geography Classroom video and complete the activities. LINK ABOVE.



# TT ROCKSTARS 2:15 - 2:45

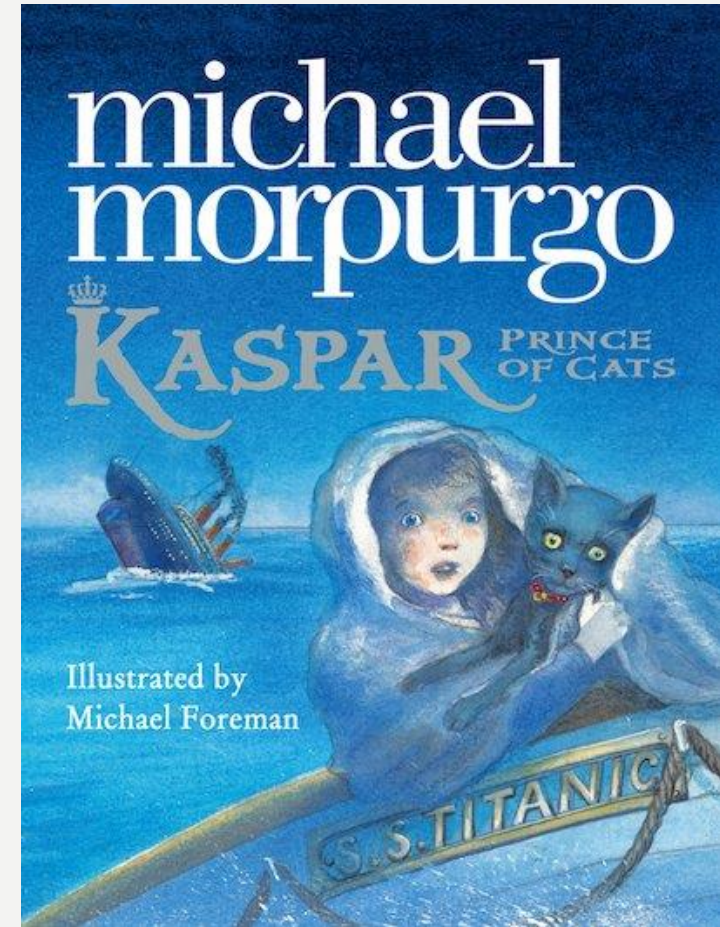
- Can you have a go on garage and Arena to sharpen up your 4x table
- We are continuing to work back through our tables. Please make sure you do this, as I had noticed that 3s and 4s were a bit wobbly before we broke up from school.



# INDEPENDENT READING 2:45 - 3:00

My recommended read this week is...

The setting of this story is the Titanic!



**3:00**

# **KENSUKE'S KINGDOM!**



Do you think he will be rescued?

