

MONDAY
18/5/2020

CREATURE OF THE WEEK

The blue whale is the largest living animal in existence.



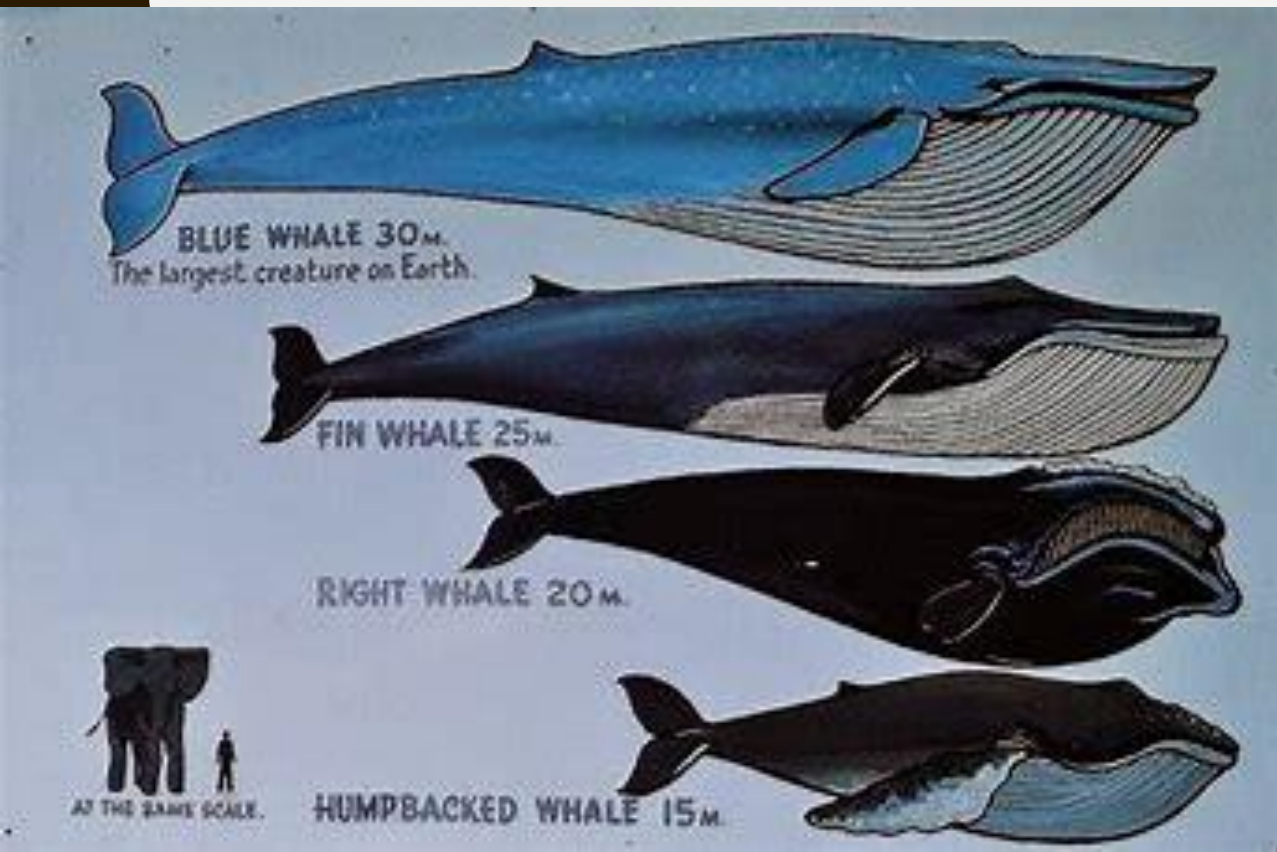
Despite the blue whales massive size its primary diet consists almost solely of krill (a tiny sea creature!)

These large whales do not have teeth like toothed whales so instead they hunt their food by swimming towards it with their mouth open and engulf as many krill as possible.



Krill compared with finger tip.

Some of the locations blue whales can be found living in include Antarctica, the North Atlantic, North Pacific and Indian Ocean.



JOE WICKS 9:00 - 9:30

- Log onto Joe Wicks on YouTube
- Remember to have a glass of water after you finish



BOOK TALK 9:30 - 10:00



We are going to use a film clip as the stimulus for our Book Talk session today.

The film clip is called 'Origins' and here is the link: <https://www.literacyshed.com/origins.html#>

We are not going to watch the whole clip today – make sure you pause it where directed to (see below) and jot down your responses to each question.

Watch the first 10 seconds then pause the film to answer the following question.

1) What time of year is it? How do you know?

Pause the film after the robot sees the smoke.

2) What do you think is causing the smoke?

Pause the film after 31s. The robot is following the train.

3) Why do you think the robot is following the train?

4) What do you think he might be trying to find out?


Pause the film when the gates open outside the factory gates.

5) What could this factory be?

6) How does the film director begin to build tension?

7) What do you think the robot is thinking?

8) If you could use a rhetorical question here, what would it be?



We will watch
the rest of the
clip tomorrow...

BREAKTIME 10:00 - 10:30

https://www.youtube.com/watch?v=6g3DA6ClyNk&list=PLnw_oPgo24bhmqV8Y76iXnwYw9T9AlxbqJ&index=29&t=0s

- Have a good break
- Enjoy your **HEALTHY** snack

Can you do the
challenge I've set for
you?


Space Adventure

Home Physical Education

Can you try quicker and slower music? Which is harder?

How to play:

- Select some music that makes you think of space, astronauts and aliens.
- Create an action that represents the following movements.
- 1: Taking off in a space ship.
- 2: Landing a spaceship on a planet.
- 3: Exploring your new planet.
- 4: Making an exciting discovery.
- Add your 4 movements to create a sequence. Perform your sequence to someone else. What do they think?



Can you be creative and try different movements to represent each stage of the journey?

Top Tips

Use big movements!

Imagine you are an astronaut! What would they wear? How would they move? Make your movements big and clear. This is your adventure so be creative!

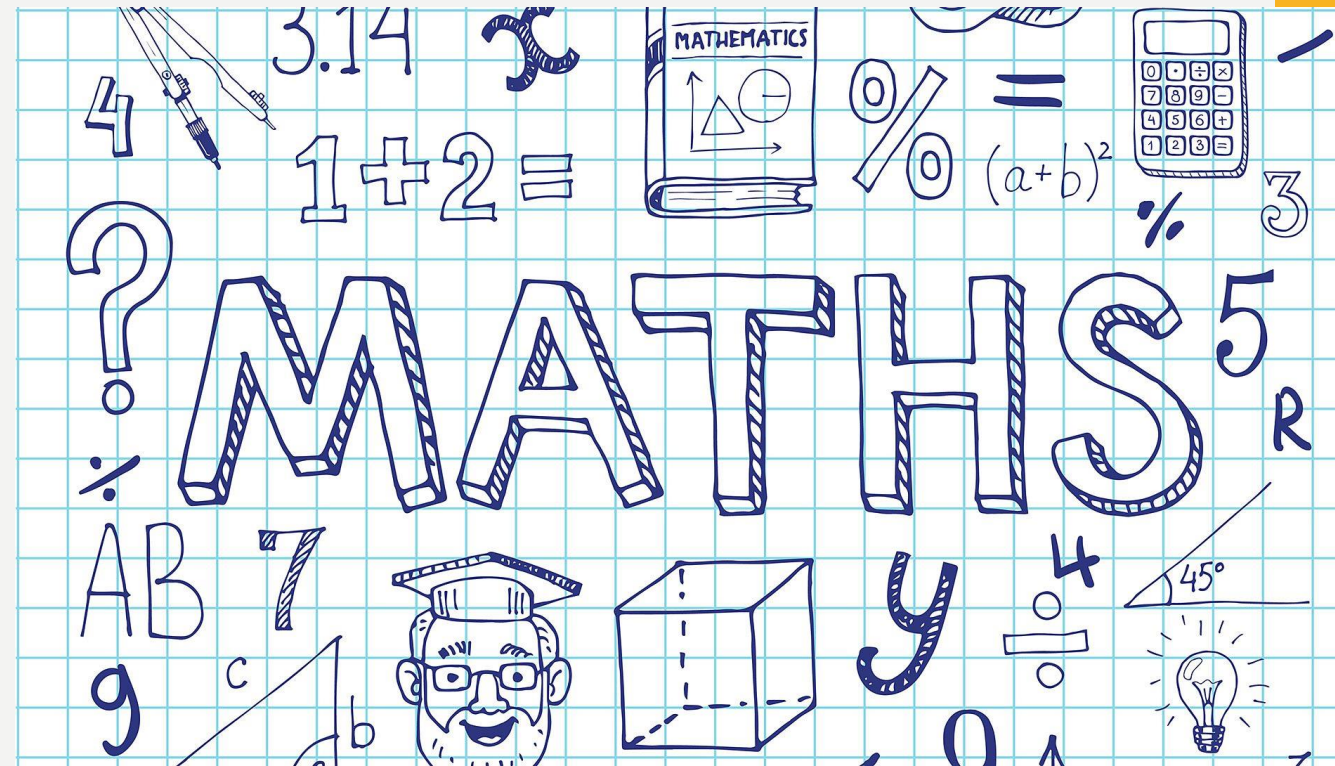
Let's Reflect

Did you remain in character through all of the movements?

Why did you choose the moves that you did?

MATHS 10:30 - 11:15

- SEE THE SEPARATE PPT FOR MATHS.
- REMEMBER TO CLICK ON THE CORRECT YEAR GROUP.






ENGLISH 11:15 - 12:00



- Today, we are going to write the 3rd stanza of our poem. Here, we will focus on colours inside the house.
- TASK 1: Go on a colour hunt, around the inside of your house. Write down the colour/item of everything that catches your attention.
- E.g. Crimson vase, silver lamp, peach candle

SHAPE OF THE POEM



We are here!

STANZA 1: THE PROBLEM

Morning colours! Here are some ideas but what others can you think of?



REMEMBER TO SPEND TIME
THINKING OF YOUR OWN
IDEAS TOO!

Colour

What colours might we see in the house?
Think about positive colours that are
being taken away

Silver of the kettle

Beige of the curtain

Silver of the lamp

Crimson of the chair

Rhyme

Once you have an idea, then see
which words could possibly
rhyme with the last word.

Kettle – petal/metal/nettle/settle

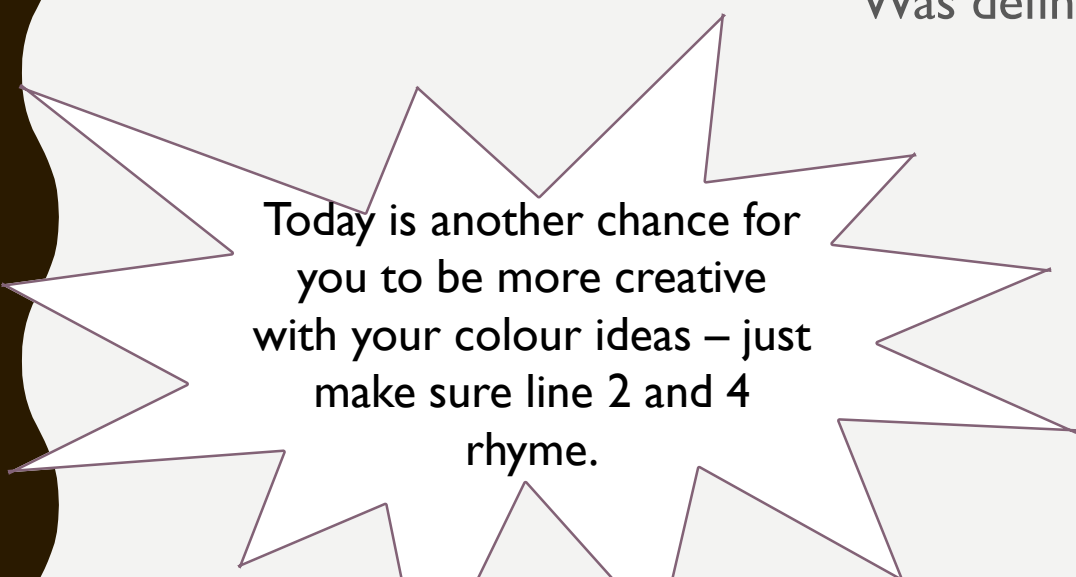
Curtain – certain

Lamp – damp, cramp, ramp,
stamp, vamp, scamp, clamp.

Chair – hair, fair, lair, tear, care,
wear, spare, share, despair, air.

MODEL: STANZA 3

The silver of the kettle
The beige of the curtain
The red of the tomato soup
Was definitely gone, for certain!



Today is another chance for
you to be more creative
with your colour ideas – just
make sure line 2 and 4
rhyme.

Task: Write your
own third stanza
with 4 lines and
the same
rhyming
structure.

LUNCHTIME 12:00 – 1:00

- Enjoy your healthy lunch
- Try your best to get some fresh air.


Can you do the
challenge I've set for
you?

Space Adventure

Home Physical Education

How to play:

- Select some music that makes you think of space, astronauts and aliens.
- Create an action that represents the following movements.
- 1: Taking off in a space ship.
- 2: Landing a spaceship on a planet.
- 3: Exploring your new planet.
- 4: Making an exciting discovery.
- Add your 4 movements to create a sequence. Perform your sequence to someone else. What do they think?



Can you try quicker and slower music? Which is harder?

Can you be creative and try different movements to represent each stage of the journey?

Top Tips

Use big movements!

Imagine you are an astronaut! What would they wear? How would they move? Make your movements big and clear. This is your adventure so be creative!

Let's Reflect

Did you remain in character through all of the movements?

Why did you choose the moves that you did?

WORD OF THE DAY 1:00 - 1:15

STEP 1. RECAP: Begin by recapping one or two words that you are still not secure on. Practise these every day in this recap section until you know them inside out! My group – think how long we recapped ‘believe’ and ‘exercise’ until we cracked these...

STEP 2. WEEKLY RECALL: Recap previous day's word

STEP 3: LEARN NEW WORD

Day	Miss Holland	Mrs Munton	Miss Neagle	Mr Icke
Monday	invasion	would/wouldn't	group	individual
Tuesday	confusion	could/couldn't	continue	awkward
Wednesday	decision	should/shouldn't	learn	muscle
Thursday	collision	any/many	fruit	government
Friday	television	climb	favourite	parliament

STEP 4: APPLY NEW WORD TO A SENTENCE

PSHE: TEN COMMANDMENTS

The 10 commandments were sent from God to help us live our lives. Learn about how they came about and then set your own 10 commandments for your family.

Watch 'God's Story: Ten Commandments and the Golden Calf' on YouTube: <https://youtu.be/aX28nAB4S7A>
ASK A PARENT TO HELP YOU LOG ON SAFELY. This explains how Moses was given the 10 commandments. To read the commandments look in the Bible at Exodus 20.

These rules were given to us by God to show us how to treat each other, how to love God and how to be part of his team. Rules are important as they help to make our lives better and allow us to live in a world where we look after one another.

As a family create 10 commandments for your home, particularly for this period of lockdown when you are spending so much time together.

Your 10 commandments might include, putting your toys away after playing, always saying please and thank you or saying one nice thing about each other every day. Write these out and decorate them.





MRS MUNTON'S PAPER PLATE CRAFTS



Try out some of these ideas or do you have some of your own. Take your time to make them look really effective.



Imagine them hanging in our classroom

I look forward to seeing photographs of you with your work on the school website.



TT ROCKSTARS 2:15 - 2:45

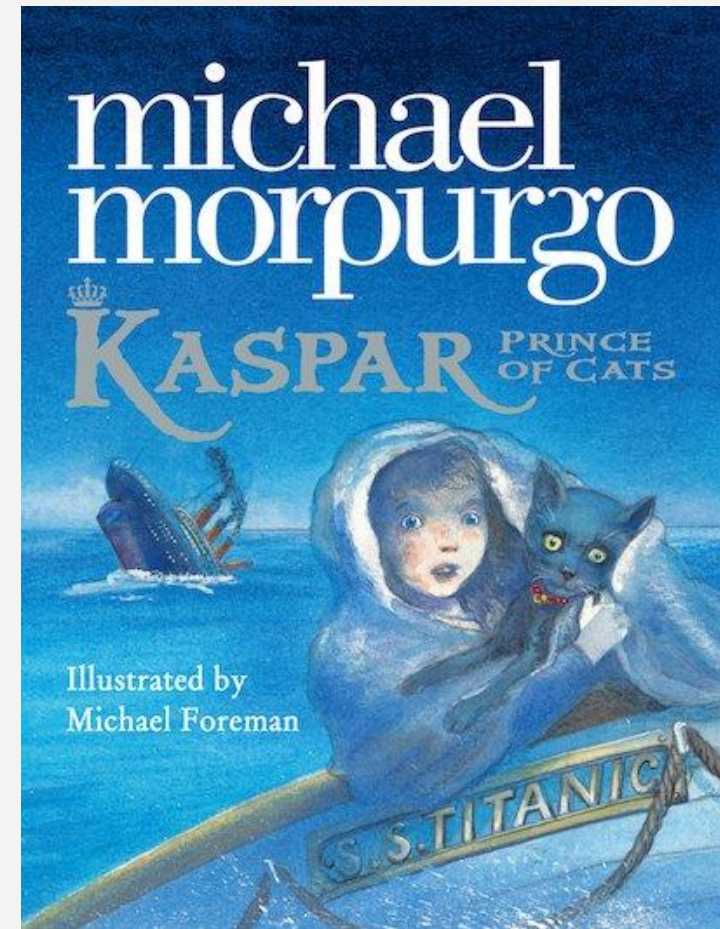
- Can you have a go on garage and Arena to sharpen up your 4x table
- We are continuing to work back through our tables. Please make sure you do this, as I had noticed that 3s and 4s were a bit wobbly before we broke up from school.



INDEPENDENT READING 2:45 – 3:00

My recommended read this week is...

The setting of this story is the Titanic!



3:00

KENSUKE'S KINGDOM!



Did you find any language that you liked in that piece?
I loved the language used to describe the storm,
particularly the 'exploding' waves.

